

FAQs:

How do I get my username and password?

Your username is your CWMARS Library Card number, and your password is the same password you use to with our catalog. If you don't know that password, your local library can help you reset it.

What happens when a title expires?

The titles will automatically return themselves, no action is needed on your part.

What if I don't finish my book?

The app will remember your place, simply check out the title again to resume reading. Your *Settings* controls how many past titles are remembered.

Can I renew a book?

Yes! If there are no holds on the title you can visit your account page and renew two days before the title expires. You will need to re-download the book for the "new" check out.

What formats can I use with the OverDrive app?

ePub, Open ePub, and MP3

Can I borrow a Kindle ebook?

To read a Kindle book you will have to use the Kindle app and go through your Amazon account. For more information on borrowing Kindle books please see "How To: Transfer eBooks to your Amazon Kindle"

What about the Read Now button?

Read Now lets you read in your internet browser.

Use these instructions for the nook Color, older nook Tablets, and the Kindle Fire. Go to the appropriate app store for your device and otherwise follow these instructions.

For Android tablets, smartphones, Chromebooks, Samsung nook Tablets, and devices with Android 4.4 or newer please use "Libby, by OverDrive."

OverDrive Media Console v3 will work on older versions of Android but will have a different interface.

Borrow eBooks
and Audio Books
with your

Nook Tablet,
Kindle Fire,
& Android
Devices

OverDrive
Digital
Catalog

<http://digitalbooks.cwmars.org>



<http://www.cwmars.org>

More Questions?

Contact your local C/W MARS library staff with any further questions or concerns.

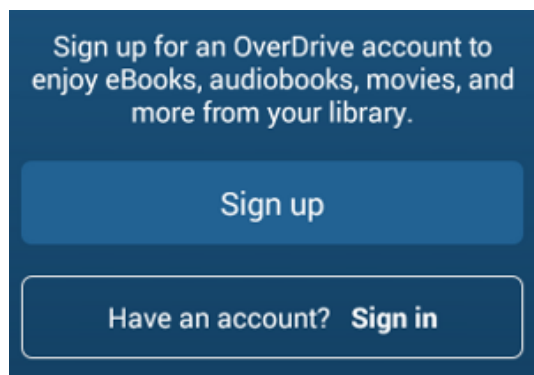


1. Install App

- Search for *OverDrive* in the your app store



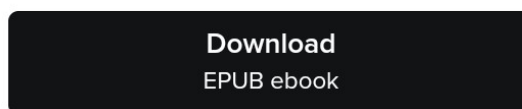
- Tap *Install*, and then *Open*
- On your first run you will be prompted to sign-in. Click “Have an account? Sign in”




- On the next screen “Sign in using library card,” and search for your library using Name or Location.
- To sign into your library, select CW MARS patrons from the list, then enter your library card number and password.

2. Check Out & Read

- To access the catalog tap “Add a Title” in your app.
- On first use you will need to Sign In to the catalog, use your CWMARS library card and password
- Search for a title you wish to borrow, browsing by category or using *Search*.
- To check out a title that is available tap *Borrow*, confirm the borrow length, and tap *Borrow* again . You can *Place a Hold* to add to your hold list (email address required).
- Select the *Download EPUB ebook* to add the title to the OverDrive app



- To return to your bookshelf, tap the menu icon in the upper left corner of the app, and select *Bookshelf*.



- Tap on the cover to read & enjoy!

Tip: If you can't find something, OverDrive uses three parallel lines to indicate a menu!




3. Check Out & Read

- All ebooks and audio books in this collection can be found through our main catalog! So if you're searching for a title though bark.cwmars.org keep an eye out for “ebook” and “e-audio”!
- Use “Preferences” to modify your default search and display settings!

 Preferences

Explore >

- Audiobooks are designated by a pair of earbuds on their cover.
- Want to return a book early? Tap the three dots by the book title in the app, and select *Return to Library*
- Your CWMARS Library card can be used at Library networks throughout MA! In your app menu tap *Manage Libraries*, and tap the + to Search. Save by tapping the star.



Manage libraries

- To swap libraries, open your menu and select. To use your CWMARS card at another library, sign in to that catalog by selecting *CW MARS Patrons* as your library, and sign in using your CWMARS library card and password.