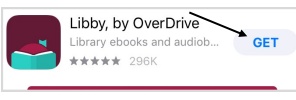


HOW TO GET OVERDRIVE ON A...

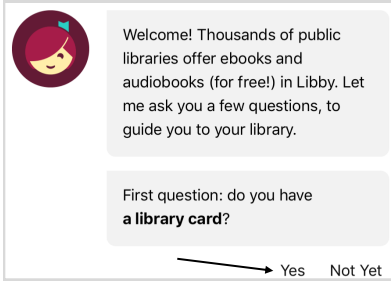


...Apple or Android Device

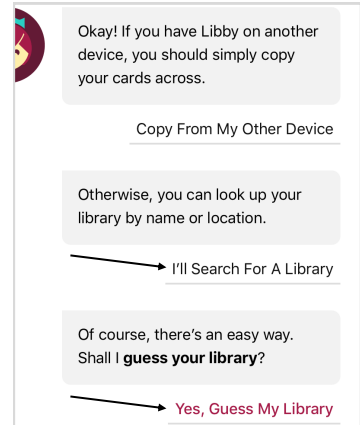
Visit the App Store (on an Apple device) or Play Store (on an Android). Search for "Libby by OverDrive" and select **GET** to download the app that looks like this:



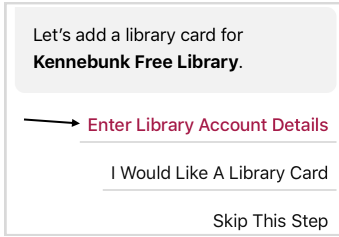
When you open the app, you will see this page. Select **Yes**.



Find KFL by selecting *I'll Search for a Library*, or let your device use your location to guess your library.



Once you have found and confirmed KFL as your library, enter the number from the back of your library card (no spaces).

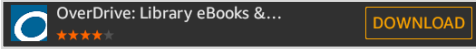


You are ready to go! Browse books and audio books from the home screen.

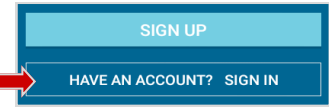


...Kindle Fire

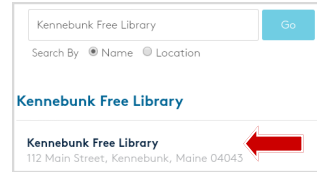
Open the Kindle App Store. Search for "OverDrive" and download this option:



Open the app, select *Have an account? Sign in*, then select *Sign in using library card*.



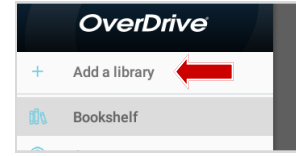
Search for "Kennebunk Free Library" and select the name when it appears.



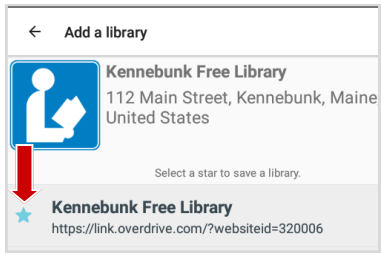
Sign in with the number from your library card (no spaces).



On the left, select *Add a library*, then search for "Kennebunk Free Library."



Select our name, then press the star to add KFL to your saved libraries.

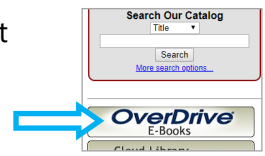


You are ready to go! Browse books and audio books from the home screen.

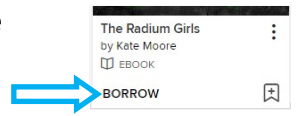
...Kindle Paperwhite

Unlike the other devices, there is no app for the Paperwhite. Instead, you can access OverDrive on a computer or tablet, check out a book from there, then sync it to your Kindle as if you were buying it from Amazon.

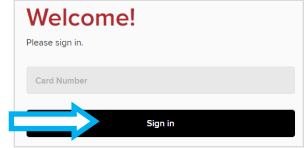
On a computer or tablet, visit Kennebunklibrary.org and select the *OverDrive* button on the right.



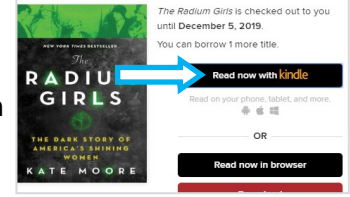
Find a book and select the *Borrow* button beneath it.



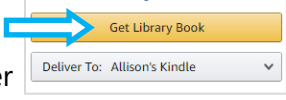
Enter your library card number (no spaces) and select *Sign in*. A box will pop up with the item you chose; select the black *Borrow* button.



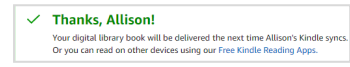
Select *Read now with kindle*. This will open Amazon in a new tab; log in to your Amazon account if you are not already signed in.



Select *Get Library Book* on the Amazon page. Make sure it is set to deliver to your desired device.



Sync your Kindle as you normally would.



Your library book should now be on your Kindle Paperwhite!

What is OverDrive?

KFL offers two platforms through which you can borrow E-books and E-audiobooks from the Library: **OverDrive** and **CloudLibrary**.

We subscribe to CloudLibrary through the Maine State Library. It has a much broader selection, but often has longer wait times, and we have little control over the content.

In contrast, we subscribe to OverDrive directly, which often means shorter wait times for high-demand items and a selection better tailored to our patrons.

Both platforms have strengths and weaknesses; use whichever suits your needs, or both!

Need help getting started? See inside for instructions on how to set up OverDrive (or its new and improved app Libby, currently only available for iOS and Android).

NOTE:

We appreciate your suggestions on titles to purchase! However, please bear in mind when suggesting that due to costs involved, we will only be using this platform for high-demand items.

Frequently Asked Questions:

How long can I keep an item?

Three weeks.

How many items can I have checked out?

Two.

Why won't my library card number work?

Contact KFL. We likely need to update your card, a simple process we do once a year.

Can I renew my items?

Yes, sort of. Up to three days before it expires, select the *Request again* button on your *Loans* page. This places an advance hold on the item. If nobody else has placed a hold on the item at that point, you will be able to keep it for another checkout period.

How many holds may I have at once?

Five.

How do I know when my hold is ready?

If the *Automatic hold checkout* box in your settings is checked, you will receive an email that your hold has been checked out to you.

If not, you will receive an email that your hold is ready. You then have three days to check it out before the hold expires.

Can I return an item early?

Yes. On most devices, go to *My Account* and select *Loans*. Underneath each title there is a *Return* button.

To return from a Paperwhite, go to your Amazon account on a computer or tablet. Under *My Account*, select *Manage content and devices* under the *Digital content and devices* header. To the left of each item there is a small box with three dots inside; select this box and select *Return this book* from the menu.

Why do I have to wait for a digital item?

The current model used by publishers dictates that eBooks and audiobooks be treated the same way we lend physical items, thus one copy/one user.

OverDrive E-Books And E-Audiobooks



at Kennebunk Free Library