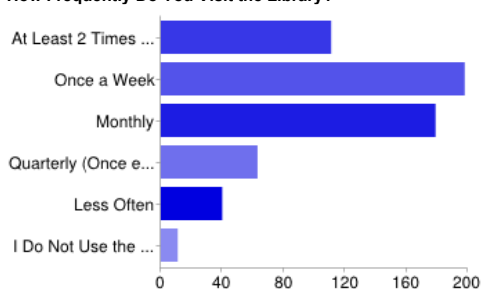


# 606 responses

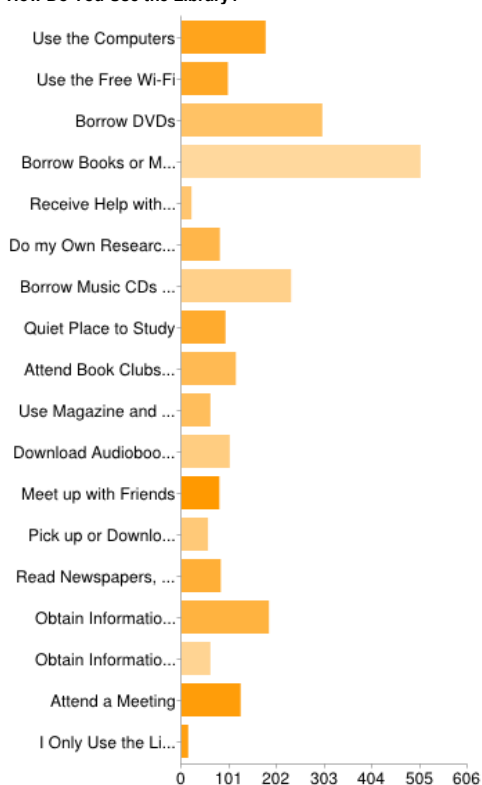
## Summary [See complete responses](#)

### How Frequently Do You Visit the Library?



At Least 2 Times a Week	111	18%
Once a Week	198	33%
Monthly	179	30%
Quarterly (Once every three months)	63	10%
Less Often	40	7%
I Do Not Use the Library (Please Skip the Next Question)	11	2%

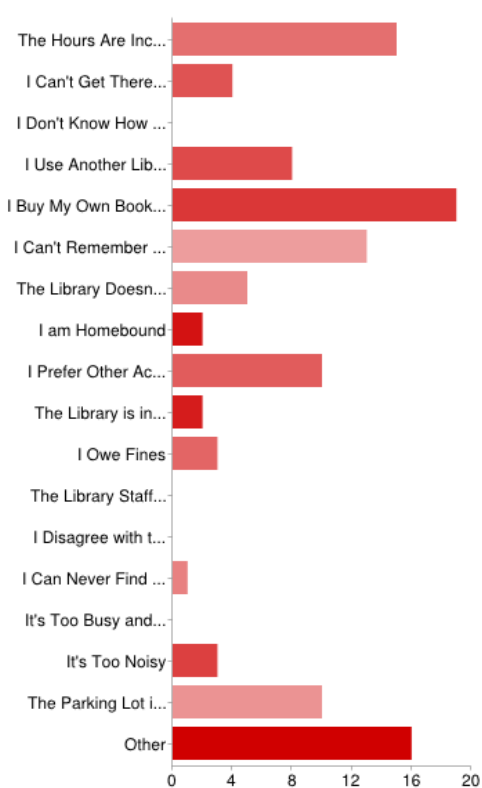
### How Do You Use the Library?



Use the Computers	178
Use the Free Wi-Fi	98
Borrow DVDs	298
Borrow Books or Magazines	506
Receive Help with Homework or Reports	21
Do my Own Research for Homework or Reports	81
Borrow Music CDs or Audiobooks	232
Quiet Place to Study	93
Attend Book Clubs or Other Programs	115
Use Magazine and Research Databases From Home	61
Download Audiobooks or eBooks From Home	102
Meet up with Friends	80
Pick up or Download Tax and Legal Forms	56
Read Newspapers, ValueLine, and/or Morningstar	83
Obtain Information for Hobbies, Personal Interests, and/or Needs	185
Obtain Information related to Job/Career	61
Attend a Meeting	125
I Only Use the Library's Online Resources (Download eBooks, Audiobooks, Online Research, etc.)	14

People may select more than one checkbox, so percentages may add up to more than 100%.

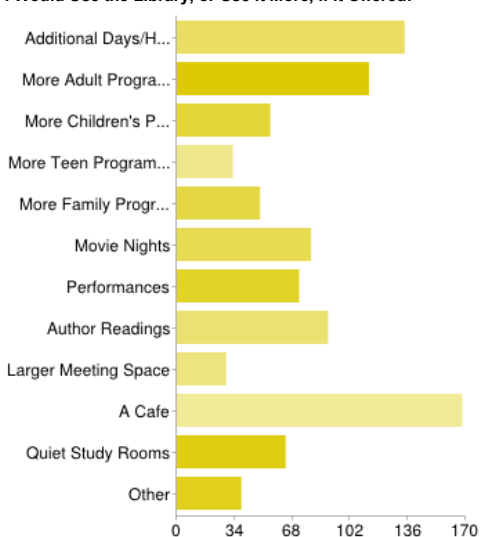
### If You Don't Use the Library, Can You Tell Us Why?



Reason	Count	Percentage
The Hours Are Inconvenient	15	21%
I Can't Get There/No Transportation	4	6%
I Don't Know How to Use the Library	0	0%
I Use Another Library	8	11%
I Buy My Own Books, DVDs, CDs, Magazines, etc.	19	27%
I Can't Remember to Return Materials	13	19%
The Library Doesn't Have What I Want	5	7%
I am Homebound	2	3%
I Prefer Other Activities	10	14%
The Library is in an Inconvenient Location	2	3%
I Owe Fines	3	4%
The Library Staff is Not Helpful	0	0%
I Disagree with the Library's Policies	0	0%
I Can Never Find a Staff Member When I Need Help	1	1%
It's Too Busy and Crowded	0	0%
It's Too Noisy	3	4%
The Parking Lot is Too Crowded	10	14%
Other	16	23%

People may select more than one checkbox, so percentages may add up to more than 100%.

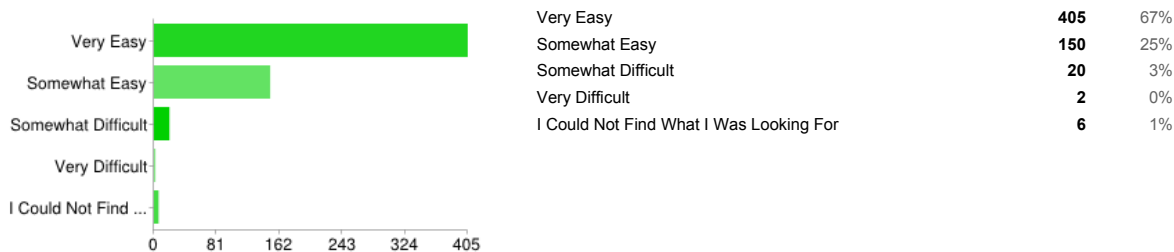
**I Would Use the Library, or Use it More, if it Offered:**



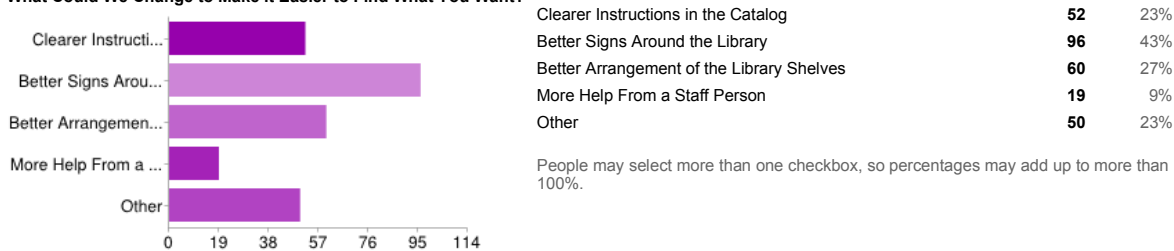
Feature	Count	Percentage
Additional Days/Hours	134	39%
More Adult Programs and Events	113	33%
More Children's Programs and Events	55	16%
More Teen Programs and Events	33	10%
More Family Programs and Events	49	14%
Movie Nights	79	23%
Performances	72	21%
Author Readings	89	26%
Larger Meeting Space	29	8%
A Cafe	168	49%
Quiet Study Rooms	64	19%
Other	38	11%

People may select more than one checkbox, so percentages may add up to more than 100%.

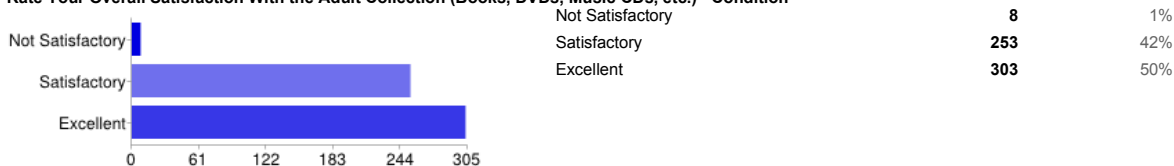
**How Would You Describe Your Most Recent Experience Locating Books, CDs, DVDs, etc. in the Library?**



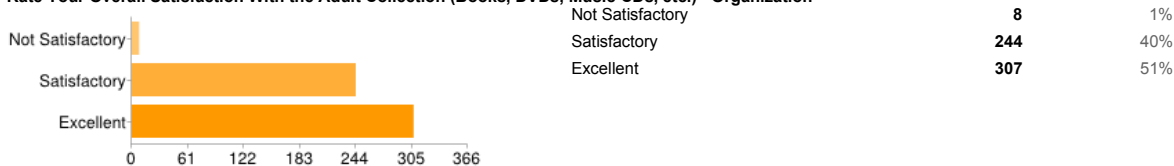
**What Could We Change to Make it Easier to Find What You Want?**



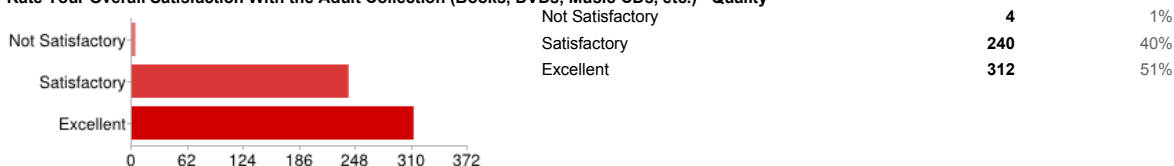
**Rate Your Overall Satisfaction With the Adult Collection (Books, DVDs, Music CDs, etc.) - Condition**



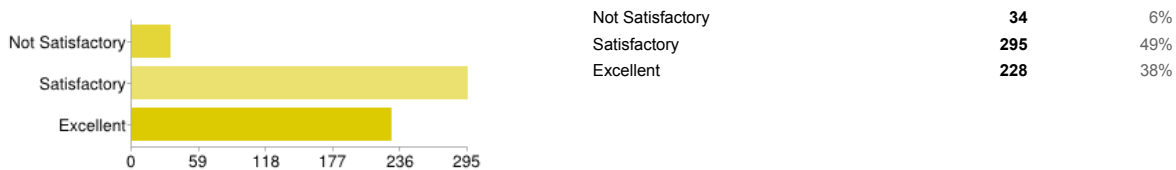
**Rate Your Overall Satisfaction With the Adult Collection (Books, DVDs, Music CDs, etc.) - Organization**



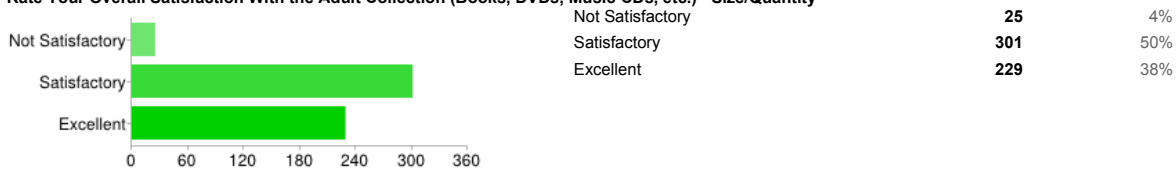
**Rate Your Overall Satisfaction With the Adult Collection (Books, DVDs, Music CDs, etc.) - Quality**



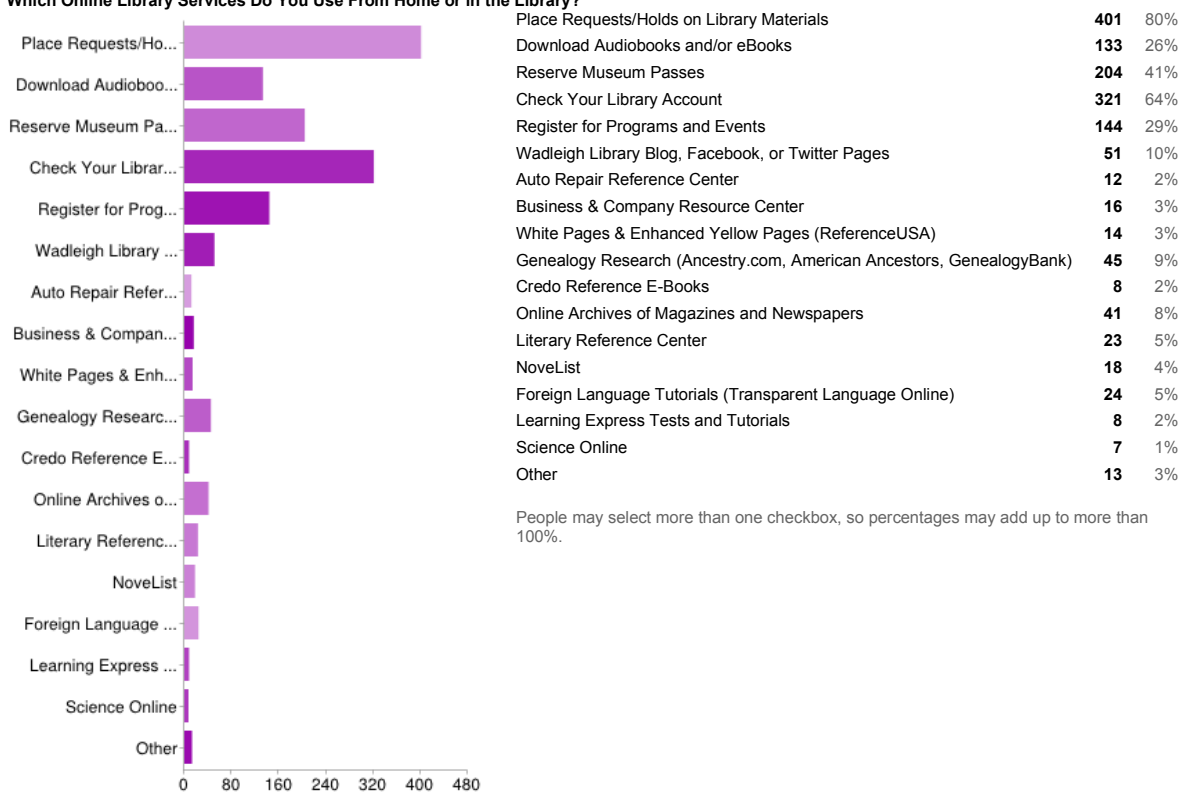
**Rate Your Overall Satisfaction With the Adult Collection (Books, DVDs, Music CDs, etc.) - Selection/Variety**



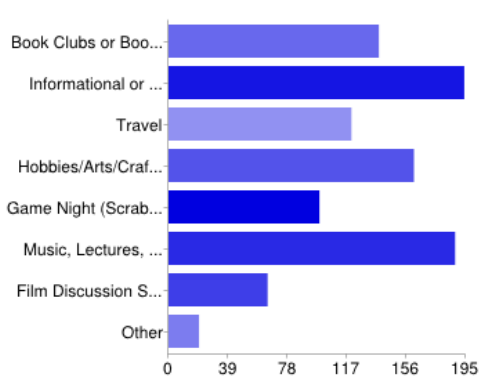
**Rate Your Overall Satisfaction With the Adult Collection (Books, DVDs, Music CDs, etc.) - Size/Quantity**



**Which Online Library Services Do You Use From Home or in the Library?**



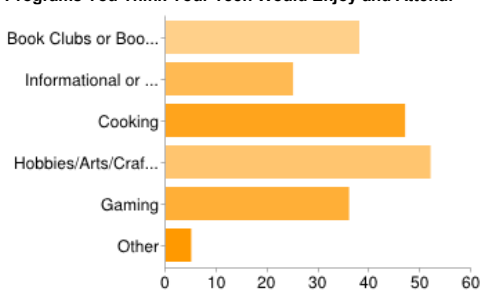
**Which of the Following Adult Programs Would You Be Interested in Attending?**



Activity	Count	Percentage
Book Clubs or Book Related Activities	138	36%
Informational or Educational (Personal Investment, Current Events, Gardening, etc.)	194	51%
Travel	161	31%
Hobbies/Arts/Crafts (e.g. Knitting Group)	161	42%
Game Night (Scrabble, Apples to Apples, RPG, etc.)	99	26%
Music, Lectures, Performances (e.g. Acoustic Cafe)	188	49%
Film Discussion Series	65	17%
Other	20	5%

People may select more than one checkbox, so percentages may add up to more than 100%.

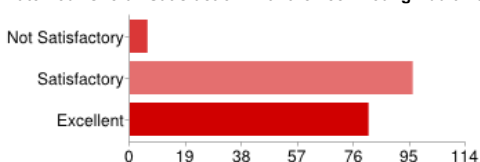
**If You Are a Teen, Which of the Following Teen/Young Adult Programs Would You Be Interested in Attending? Parents of Teens, Please Indicate Programs You Think Your Teen Would Enjoy and Attend.**



Program	Count	Percentage
Book Clubs or Book Related Activities (Book Release Parties, etc.)	38	48%
Informational or Educational	25	31%
Cooking	47	59%
Hobbies/Arts/Crafts (e.g. Knitting Group)	52	65%
Gaming	36	45%
Other	5	6%

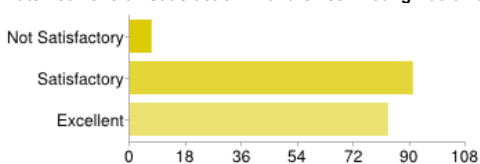
People may select more than one checkbox, so percentages may add up to more than 100%.

**Rate Your Overall Satisfaction With the Teen/Young Adult Collection (Books, DVDs, Music CDs, etc.) - Condition**



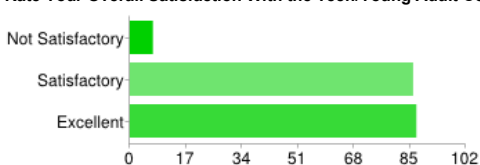
Satisfaction Level	Count	Percentage
Not Satisfactory	6	1%
Satisfactory	96	16%
Excellent	81	13%

**Rate Your Overall Satisfaction With the Teen/Young Adult Collection (Books, DVDs, Music CDs, etc.) - Organization**



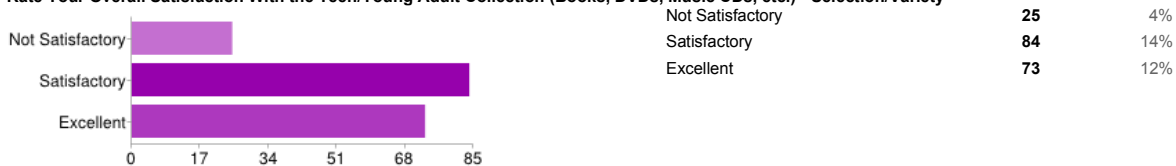
Satisfaction Level	Count	Percentage
Not Satisfactory	7	1%
Satisfactory	91	15%
Excellent	83	14%

**Rate Your Overall Satisfaction With the Teen/Young Adult Collection (Books, DVDs, Music CDs, etc.) - Quality**

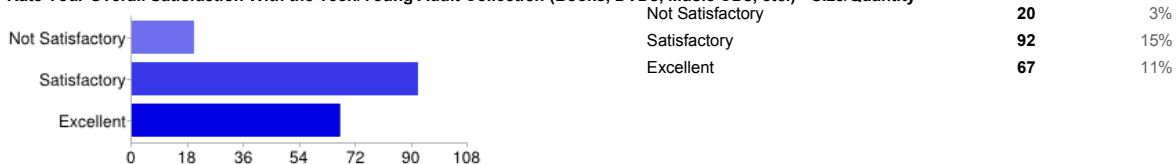


Satisfaction Level	Count	Percentage
Not Satisfactory	7	1%
Satisfactory	86	14%
Excellent	87	14%

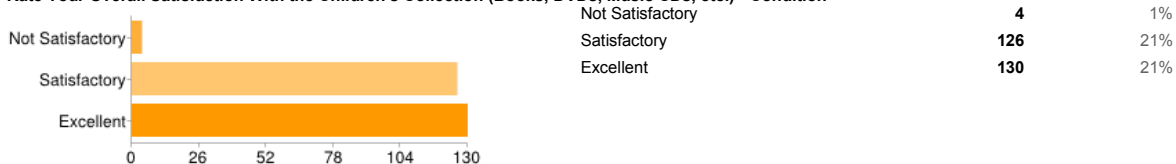
**Rate Your Overall Satisfaction With the Teen/Young Adult Collection (Books, DVDs, Music CDs, etc.) - Selection/Variety**



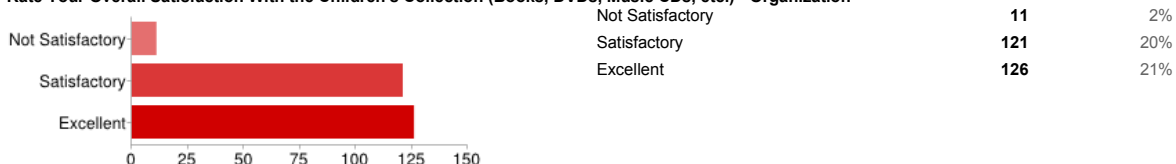
**Rate Your Overall Satisfaction With the Teen/Young Adult Collection (Books, DVDs, Music CDs, etc.) - Size/Quantity**



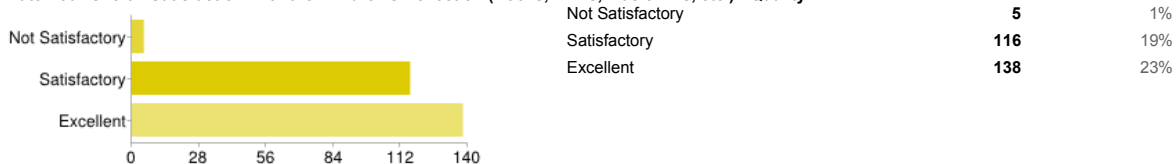
**Rate Your Overall Satisfaction With the Children's Collection (Books, DVDs, Music CDs, etc.) - Condition**



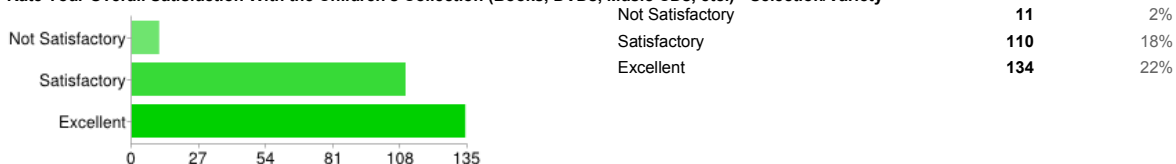
**Rate Your Overall Satisfaction With the Children's Collection (Books, DVDs, Music CDs, etc.) - Organization**



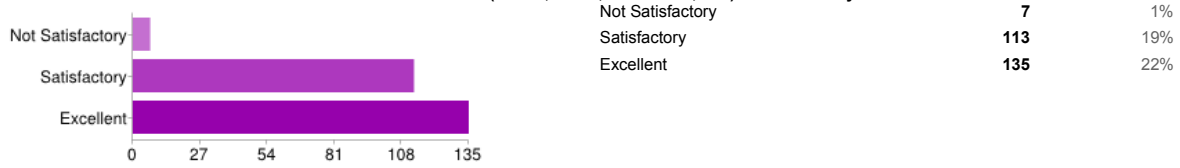
**Rate Your Overall Satisfaction With the Children's Collection (Books, DVDs, Music CDs, etc.) - Quality**



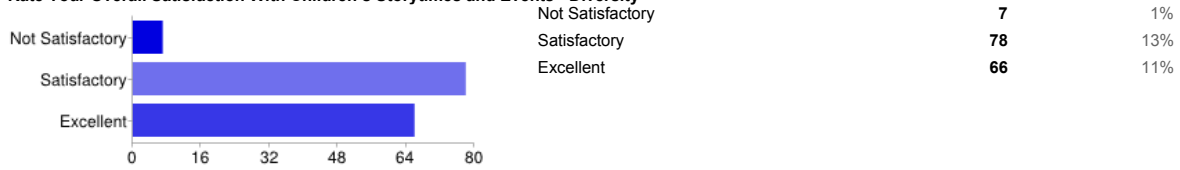
**Rate Your Overall Satisfaction With the Children's Collection (Books, DVDs, Music CDs, etc.) - Selection/Variety**



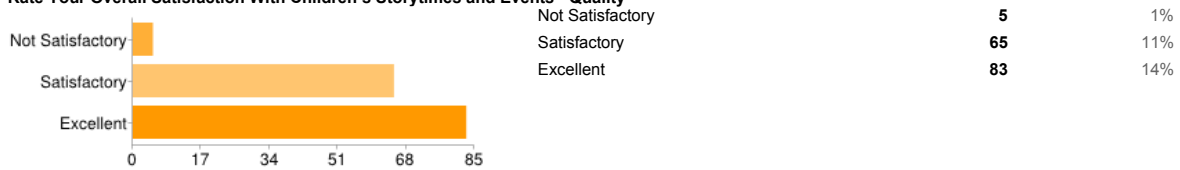
**Rate Your Overall Satisfaction With the Children's Collection (Books, DVDs, Music CDs, etc.) - Size/Quantity**



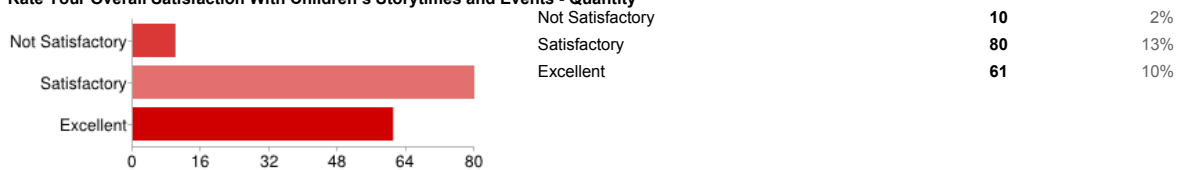
**Rate Your Overall Satisfaction With Children's Storytimes and Events - Diversity**




**Rate Your Overall Satisfaction With Children's Storytimes and Events - Quality**



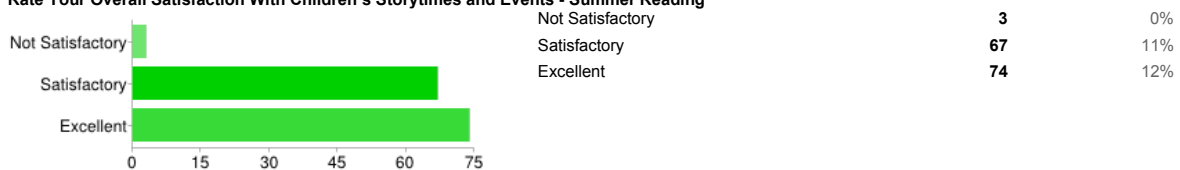
**Rate Your Overall Satisfaction With Children's Storytimes and Events - Quantity**



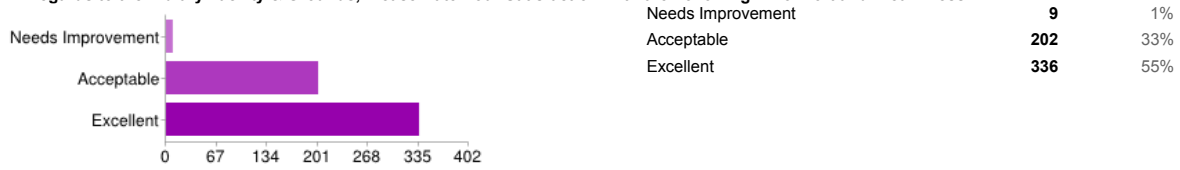
**Rate Your Overall Satisfaction With Children's Storytimes and Events - Schedule (Time of Day/Night and Days of Week Offered)**



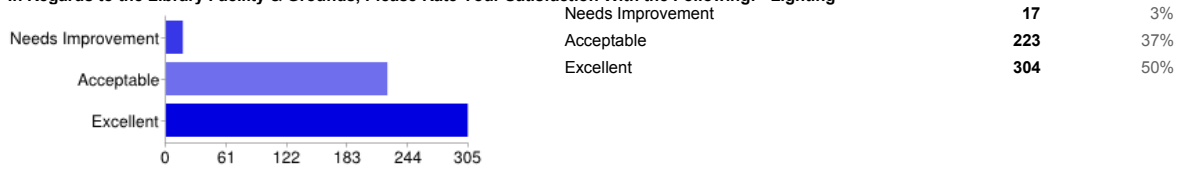
**Rate Your Overall Satisfaction With Children's Storytimes and Events - Summer Reading**



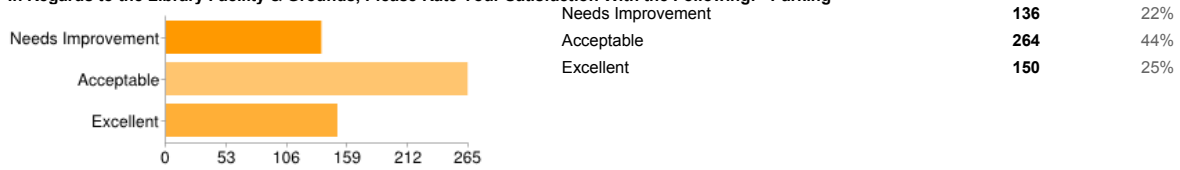
**In Regards to the Library Facility & Grounds, Please Rate Your Satisfaction With the Following: - Comfort and Cleanliness**




**In Regards to the Library Facility & Grounds, Please Rate Your Satisfaction With the Following: - Lighting**




**In Regards to the Library Facility & Grounds, Please Rate Your Satisfaction With the Following: - Parking**



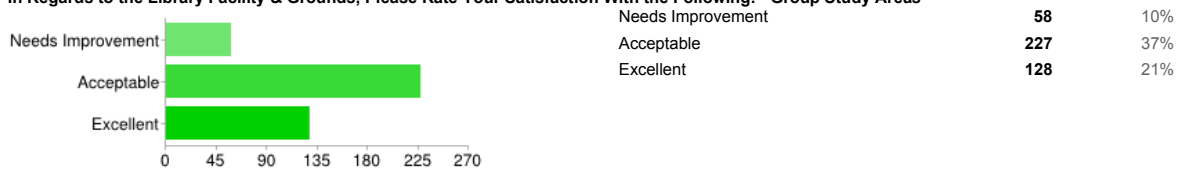
**In Regards to the Library Facility & Grounds, Please Rate Your Satisfaction With the Following: - Personal Security and Security of my Belongings**



**In Regards to the Library Facility & Grounds, Please Rate Your Satisfaction With the Following: - Quiet Areas to Read, Study or Work**

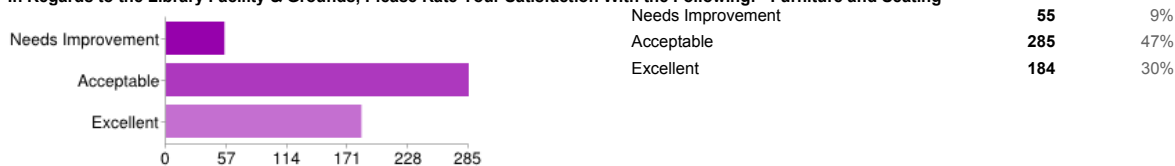


**In Regards to the Library Facility & Grounds, Please Rate Your Satisfaction With the Following: - Group Study Areas**





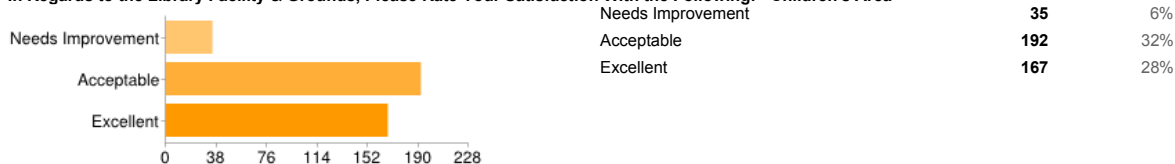
**In Regards to the Library Facility & Grounds, Please Rate Your Satisfaction With the Following: - Furniture and Seating**



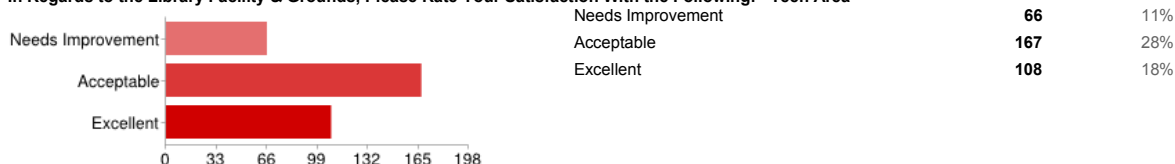
**In Regards to the Library Facility & Grounds, Please Rate Your Satisfaction With the Following: - Enough Space to Spread Out While Working**



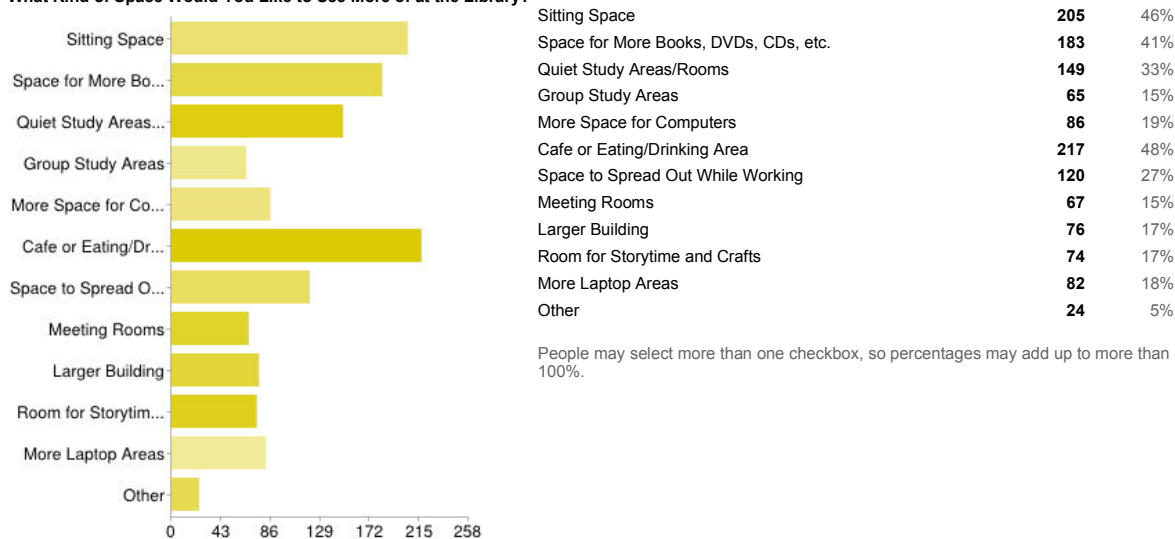
**In Regards to the Library Facility & Grounds, Please Rate Your Satisfaction With the Following: - Children's Area**



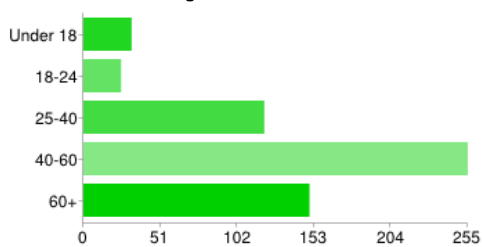
**In Regards to the Library Facility & Grounds, Please Rate Your Satisfaction With the Following: - Teen Area**



**What Kind of Space Would You Like to See More of at the Library?**

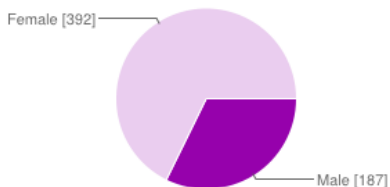


**Please Indicate Your Age:**



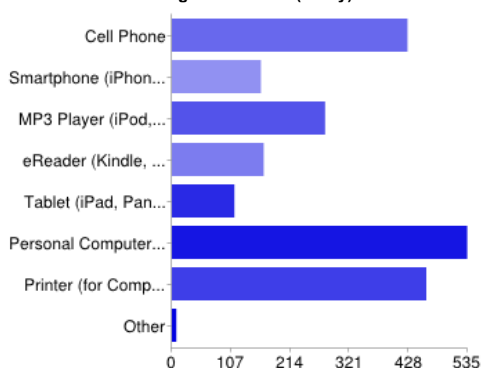
Under 18	<b>32</b>	5%
18-24	<b>25</b>	4%
25-40	<b>120</b>	20%
40-60	<b>255</b>	42%
60+	<b>150</b>	25%

**Are You:**



Male	<b>187</b>	31%
Female	<b>392</b>	65%

**Which of the Following Do You Own (if Any)?**



Cell Phone	<b>426</b>	74%
Smartphone (iPhone, Android, etc.)	<b>161</b>	28%
MP3 Player (iPod, Zune, etc.)	<b>277</b>	48%
eReader (Kindle, Nook, Kobo, etc.)	<b>166</b>	29%
Tablet (iPad, PanDigital, TouchPad, etc.)	<b>113</b>	20%
Personal Computer (laptop, desktop PC, etc.)	<b>534</b>	93%
Printer (for Computer)	<b>460</b>	80%
Other	<b>8</b>	1%

People may select more than one checkbox, so percentages may add up to more than 100%.

