

Industry and Employment - Hill, NH

Industry Name	Hill, NH	Counties Merrimack County	States New Hampshire	Entire Country United States
Manufacturing	18%	10%	14%	11%
Health Care & Social Assistance	18%	18%	16%	15%
Retail Trade	15%	11%	11%	10%
Educational Services	8%	11%	10%	10%
Construction	7%	8%	8%	7%
Accommodation & Food Services	6%	4%	4%	6%
Other Services (excl Public Administration)	6%	5%	4%	5%
Professional/Scientific/Tech Services	4%	7%	8%	8%
Admin, Support, Waste Management Services	4%	3%	4%	4%
Public Administration	3%	6%	4%	5%
Wholesale Trade	2%	3%	2%	3%
Transportation & Warehousing	2%	2%	3%	5%
Finance & Insurance	2%	6%	5%	5%
Agriculture, Forestry, Fishing, Hunting	1%	1%	1%	1%
Information	1%	2%	2%	2%
Real Estate	1%	2%	2%	2%
Arts, Entertainment & Recreation	1%	1%	1%	2%
Mining, Quarrying, Oil & Gas Extraction	0%	0%	0%	1%
Utilities	0%	0%	1%	1%
Management of Companies/Enterprises	0%	0%	0%	0%

Employment



52%

White Collar



28%

Blue Collar



20%

Services

15.7%

Unemployment
Rate

Businesses



28

Total Businesses



118

Total Employees

6%

No High School
Diploma



36%

High School
Graduate



33%

Some College



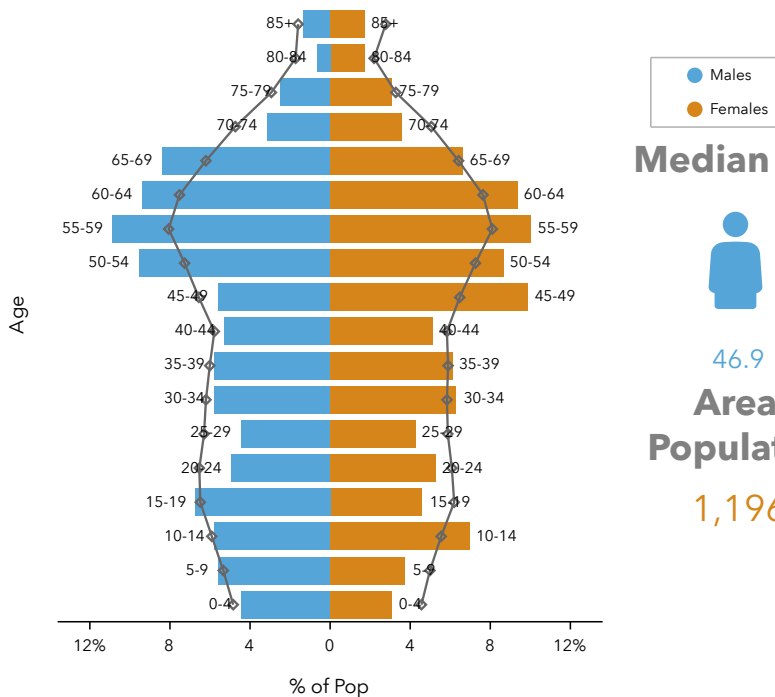
25%

Bachelor's/Grad/Prof Degree

Educational Attainment


Population and Age - Hill, NH

Age Pyramid



Dots show comparison to New Hampshire

2020 Generational Makeup



Median Age



46.9

Area Population

1,196

Tapestry Segments



6C

The Great Outdoors

454 households

100.0%

of Households

Population Group

Growth Rate

2000-2010 Population: Annual Growth Rate (U.S. Census) 0.94%

2010-2020 Population: Annual Growth Rate (Esri) 0.92%

2020-2025 Population: Annual Growth Rate (Esri) 0.82%

Housing - Hill, NH

Housing Statistics



\$201,899

Median Home Value



\$10,320

Average Spent on Mortgage & Basics



\$1,277

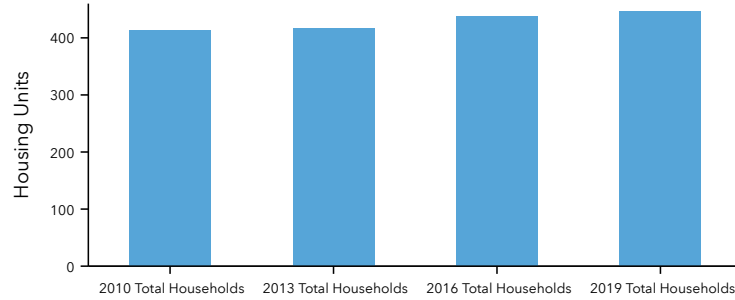
Median Contract Rent



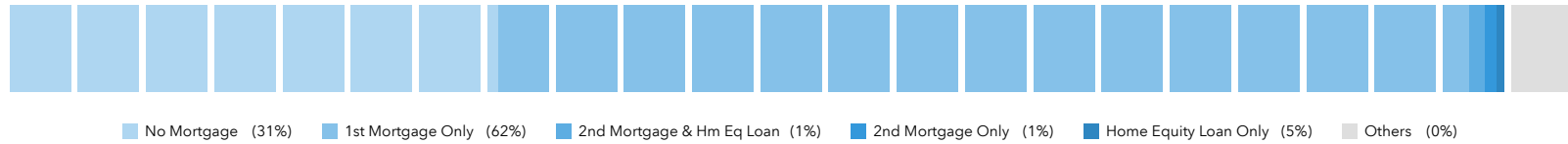
2.63

2020 Average Household Size (Esri)

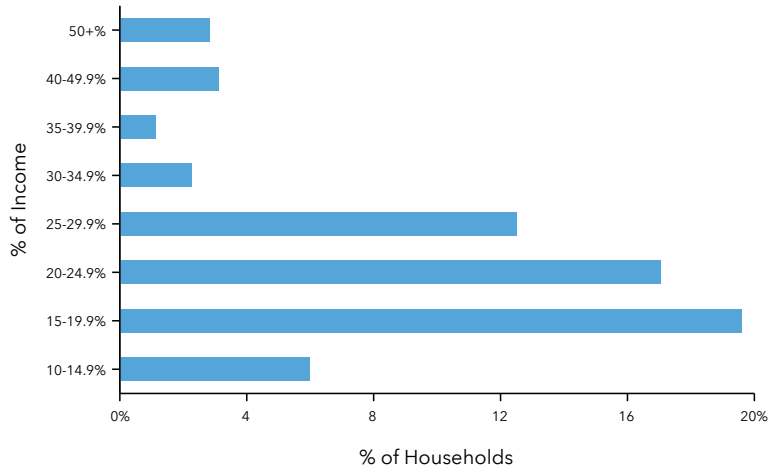
Total Households 2010 -2019



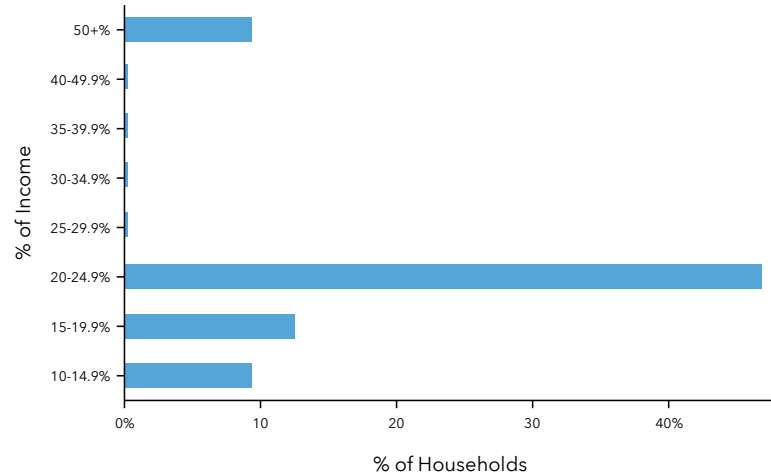
Mortgage Spectrum



Mortgage Payments as a % of Income



Rent as a % of Income



Income - Hill, NH

2020 HH Net Worth



\$232,933

Median Net Worth



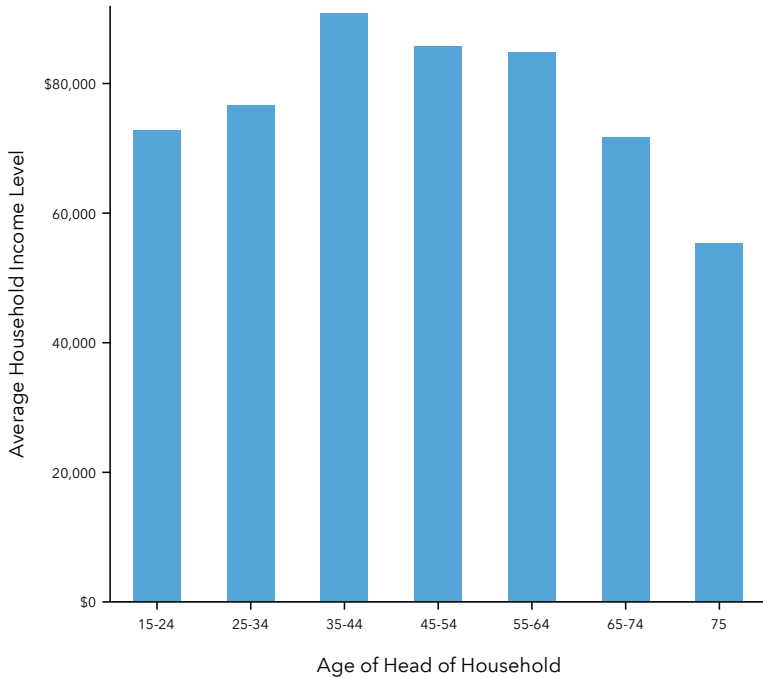
\$533,483

Average Net Worth

Income Statistics

	Hill, NH	Counties Merrimack Cour New Hampshire	States New Hampshire	Entire Country United States
2020 Per Capita Income	\$30,374	\$37,047	\$39,400	\$34,136
2020 Median Household Income	\$74,581	\$75,999	\$75,181	\$62,203
2020 Average Household Income	\$80,015	\$94,777	\$98,779	\$90,054

2020 Income by Age



2020 Household Income

