

## Our Community Newsletter

# BELMONT



### Town Administrator's Monthly Report



#### January 2021

We welcome the new year with news that our First Responders, Police and Fire, will be eligible to receive the COVID vaccine in the first round of vaccinations and we look forward to learning when the next round of vaccinations will be available and who will be eligible. COVID-19 has changed so many things that we have always held dear, such as eating out, large gatherings around the Christmas Tree and welcoming the New Year with family and friends, but we can be optimistic that the vaccine and continued diligence to face masks and social distancing will make 2021 a brighter year.

The Town of Belmont will be holding its Annual Deliberative Session in-person on Saturday, January 30, 2021, beginning at 10:00 a.m. in the gym at the Belmont High School. We believe that Emergency Order #74 will apply to our meeting and persons attending who cannot consistently maintain a physical distance of at least six feet from persons outside their household must wear a mask or cloth face covering over their noses and mouths. Currently EO#74 is in effect through January 15<sup>th</sup>, 2021; we will continue to monitor any information pertaining to the order that becomes available in the next few weeks. Please keep your neighbors safe, and comply with social distancing and mask wearing.

An email will be sent out through the newsletter listserv with copies of the proposed budget and warrant articles; it was not available as of the date of distribution of the January newsletter.

#### Upcoming Meetings

The Board of Selectmen will be meeting next on Wednesday, January 6, 2021 beginning at 9:30 a.m. Our meeting agenda will be posted on the Town's website at [www.belmontnh.org](http://www.belmontnh.org), and we anticipate the meeting to be in a Zoom format.

The Budget Committee will be holding its meetings using a Zoom format due to the need for social distancing and concern for our members safety. Our agenda with login information will be posted on the Town's website at [www.belmontnh.org](http://www.belmontnh.org). The Committee's next meeting is scheduled for January 5<sup>th</sup> beginning at 6:30 p.m. The first public hearing on the budget will be held on Tuesday, January 12<sup>th</sup> beginning at 6:30 p.m.

Work continues to move forward on the new Police Station and the Selectmen have been meeting regularly with the Construction Management Team for project updates. Weather permitting, we hope to see the project completed in mid to late July.

## Town Administrator's News (Cont.)

We realize there are a lot more people walking about these days so as a reminder if you are walking your dog, please scoop the poop!!



### IT is the LAW! (RSA 466:31 II (c))

Our message to all Dog Owners is to remind you of the importance of picking up your dog's waste from property not your own. The town installed at three different locations, dog waste stations where you can obtain a plastic bag to pick up the waste and deposit it in the numerous garbage cans located in the Village.



### Bulky Waste Disposal



Reminder that on the 1st Wednesday of each month Casella Waste will collect your bulky items curbside. Please note this is for Town of Belmont Residential Customers ONLY; service is not available to commercial property owners. Piles of debris, trash, yard waste or a single item too large for one person to collect WILL NOT BE ACCEPTED. A request for pickup must be made in advance by calling Town Hall at 267-8300, Extension 118 or 124 only. You will be asked to list the items you want picked up, you will be advised what the cost is, and you will need to drop off a check made payable to the Town of Belmont prior to the collection day. Please visit the Town's website at [www.belmontnh.org](http://www.belmontnh.org) for the full details on the new program and a price list.



### What's Flushable or Not

We continue to stress the importance of the **"Not everything is flushable"**, please check out the **"Do Not Flush!"** list to protect your sewer and septic system. A "Flushable" label does not mean it is SAFE for your septic system or the Town's sewer. Please read the brochure we have included on the Town's website at [www.belmontnh.org](http://www.belmontnh.org). We need your help to ensure our sewers keep flowing.

Should you have any questions, please do not hesitate to contact the Town Administrator's Office at 267-8300 ext. 124.



Just a reminder that the Town of Belmont is an active member of Lakes Region Public Access Television which can be seen locally on Atlantic Broadband Channels 24, 25, and 26. If you are a camera buff and you have an interest in producing a show to be shown on LRPA, please contact the station at 528-3070 to discuss your idea. LRPA has made significant strides to improve programming this past year and its presence in the Lakes Region; we urge you to check out their website at <http://lrpa.org>.

### Town Hall Closings

Town Hall will be closed on Monday, January 18, 2021 in observance of MLK day.

The Selectmen will continue to monitor the COVID-19 outbreaks within the community, the Lakes Region and the State to determine when it will be safe to reopen Town Hall to the public and to hold meetings in a non-virtual setting. The Selectmen and staff of the Town of Belmont have greatly appreciated the community's willingness to use Town services available online and through the drop box at Town Hall.

## Town Clerk's Corner

GOODBYE 2020 and hello to the hope of a better year in 2021!!

It's the beginning of the New Year which brings with it a few happenings in the Clerk's Office.

Our building is currently closed to the public until further notice. We do apologize for the inconvenience and we have new processes in place for car registration, dog licensing, boat registrations and water/sewer and tax payments.

All of the above transactions (except boat registrations) can be completed online on our Town's website, [www.belmontnh.org](http://www.belmontnh.org) or you can utilize our drop box which is located in the front door of our building.

For Water/Sewer and tax payments, please drop your check payable to **Town of Belmont** along with your payment slip in the box. If you wish to have the top portion stamped 'PAID' drop the entire bill and we will stamp it and mail the receipt back to you. As always, your returned check can also be your receipt.

For Dog licensing, please drop your and your dog's information (owner name, dog name, address) along with a check payable to **Town of Belmont** (\$6.50 for fixed dogs \$9.00 for not fixed) along with a self-addressed stamped envelope we will process the license and mail it back to you.

For registration renewals please provide a copy of your registration, a check payable to **Town of Belmont** (call our office with your plate number and we can tell you the cost) and a self-addressed stamped envelope and we will process the renewal and mail it back to you.

For all other Auto registration transactions, please call our office and we will instruct you as to what needs to be provided. Our office can be reached at (603) 267-8300 Ext. 2.

The New Year also brings the opportunity to make changes, not only in ourselves but in our Town. Have you ever wanted to hold a town office? Now is your time. The filing period for town offices begins Wednesday, January 20th and runs through Friday January 29th. If you are interested in throwing your hat in the ring, call the Town Clerk's office to find out how to sign up. Our office is accepting candidacy filings Monday through Friday from 7:30AM – 4:00PM. We will remain open from 4PM – 5PM Friday, January 29th for filing purposes only. Due to concerns for safety due to Covid-19 our schedule for candidacy sign-ups may change. The following is the list of offices open for election:

POSITION	OPENINGS	TERM
Selectman	(1)	3 Year Term
Budget Committee	(4)	3 Year Term
Cemetery Trustee	(1)	3 Year Term
Library Trustee	(1)	3 Year Term
Planning Board	(2)	3 Year Term
Supervisor of the Checklist	(1)	6 Year Term
Trustee of Trust Fund	(1)	3 Year Term
Zoning Board	(2)	3 Year Term

## Town Clerk's Corner (Cont.)

Last year certainly threw its share of obstacles at all of us as a worldwide community. The Covid-19 virus made its appearance, our country and state were shut down for a while not to mention 4 elections to get through! We as a community came together and helped each other with compassion and understanding. At Town Hall we came up with alternative ways of helping residents and are trying our best to get everything done with as little inconvenience to residents as possible. We at the Clerk's Office are looking forward to a brighter new year and hopefully a return to some normalcy in a turned upside down world! At the very least 2020 has taught us how resilient we all are!



# Reducing the Risk of Roof Collaps

**Major winter storms can produce heavy, wet snow and drifting from high winds — the perfect scenario for roof collapse! But how much is too much and when should snow removal be considered?**

As a general rule, snow/ice accumulation should be removed when one half of the “live load capacity” of the roof is reached. The live load capacity for a roof is the weight allowance for temporary or movable loads. Snow, ice and rain/water accumulation on a roof are included in the live load capacity of a roof. Live load capacity requirements for roof construction differ depending on a variety of factors including local snowfall history (ground snow load) and elevation. You will need to determine live load for each facility individually. If you don't already know the live load capacity for your facility(s), you may want to refer to your “as built” plans for the facility or consult with a structural engineer.

Once you have determined your roof's live load capacity, which is usually expressed in lb/ft<sup>2</sup>, you will probably want to convert this to a measurable snow depth as this is easier to measure than the actual weight of the snow. The weight of moderately wet snow is often estimated to be one pound per square foot per inch of depth or 12 lb/ft<sup>3</sup>. Using this number as an average, you can determine what is a safe depth of snow for your roof. Once this depth is reached, you should initiate your snow removal procedures. If snow tends to drift and accumulate on parts of the roof, take your depth measurements in the drifts to determine if it needs to be removed.

## Example:

- **Live Load Capacity** (as determined through structural analysis) = 48 lb/ft<sup>2</sup>

- **One half Live Load Capacity** = 24 lb/ft<sup>2</sup>  
= 2 ft of moderately wet snow,  
or 1 foot of heavy wet snow



**IMPORTANT:** Very wet, heavy snow can weigh as much as 24 lb/ft<sup>3</sup>. This type of snow will require you to initiate your snow removal process sooner.

## Preparation for Snowfall:

- Preparation for snowfalls should begin six to ten weeks before the start of winter.
- The roof's framework should be checked for damage or weakness and its capacity for snow loading should be reassessed.
- All shovels, snowblowers (if used), and other removal equipment should be examined and put into good working order.
- Never use any equipment that can damage a roof such as an ice chopper.
- Inspect all drains for debris (i.e., leaves, dirt, silt) and clean them. The downspouts should also be clear, especially at the outlets.

## Reducing the Risk of Roof Collapse (continued)

### Snow Removal Safety Guidelines:

- Provide safe access to the roof
- Plan safe means for lifting snow removal equipment onto the roof
- Clearly mark roof edges and provide fall protection where there is a risk of falls
- Ensure that employees wear proper clothing for cold weather, including proper footwear
- Never allow employees to work alone. Institute a buddy system to ensure everyone gets off the roof safely
- Care should be taken not to damage a roof during the snow removal process. Avoid removal within two inches of the roof membrane.

### Types of construction and building features that are more susceptible to collapse:

- Structures with large spans such as auditoriums, gymnasiums and garages
- Unheated or intermittently heated structures
- Slightly sloped or flat roofs
- Roofs without drainage, poor drainage or poorly maintained drainage systems
- Structures that have previously collapsed
- Roofs that tend to collect drifting snow

### Here are some additional things to look for to determine if your roof is at increased risk for collapse:

- Roof leaked during the winter or started to leak last spring
- Ripples or bends in metal supports, or cracks in wooden members
- "Popping" noises have been heard (this may indicate rivets have broken)
- Pooling of water on the roof where it has never accumulated before
- Obvious deformations in the roof



Plan to have staff perform regular, periodic inspections of all roofs as well as roof supports during and after heavy snowfall.

Remember, your employees' safety is paramount. Never allow anyone to enter a building or go up on a roof that you suspect may be unsafe.

## Police Department News

*Belmont Police Department  
Lieutenant Steve Akerstrom*



### Santa's Little Helpers



Each year, Santa's Little Helpers, which is run through the police department, assists families in town that could use some help with Christmas. This year, the Santa's Little Helpers program was able to assist 18 families in town with Christmas.

We would like to thank those who have either purchased gifts or have donated to the program. These donations certainly assist us in being able to help these families have a better Christmas.

Once again, a huge thank you to those who support this program!!!

With winter upon us and the temperatures dipping well below freezing, we want to remind people to be mindful of their pets. For those that have pets that are outdoors, please remember that they need a proper shelter to shield them from the elements.




2020 is behind us now and we can look forward to 2021. We want to wish everyone a happy and safe new year.

We are going to be working just as hard for you as we have been in the past. We do have some construction going on at the station, for the new police department. We are excited with the progress thus far and look forward to this summer when it will be finished. With that said, we are still open for business however our main lobby does remain closed. Those coming to the station can either call from their vehicle or push the button on the call box to the left of the main door.

We can be reached at 603-267-8650

## Police Department News

### Construction progress on the new Police Department Building



## Highway Department News

### Parking Ban



**NO PARKING** -The parking ban will be in affect starting **November 15th until April 15th**. Overnight on street parking will not be allowed during this time. Objects in the RIGHT OF WAY such as basketball hoops and such should also be removed.

### Public Winter Sand

A new winter sand stockpile for the residents of Belmont has been completed outside of the Hurricane Rd. facility. This will allow for residents to obtain sand while we maintain a secure and safe facility. A friendly reminder, if you need winter sand for your driveway, we have a three 5-gallon pail limit.



### Town of Belmont

#### Assistant Public Works Director

#### Job Posting



The Town of Belmont is seeking a highly qualified individual for the position of Assistant Public Works Director. Under the supervision of the Public Works Director this person will serve as a working supervisor overseeing all functions of the Public Works Department, assisting in supervising, directing, organizing, and planning for the operations, programs, projects, and activities of the department. Position will entail performing a variety of professional and managerial duties, as well as engaging in a variety of public works projects including the construction, maintenance, and repair of Town owned roads, bridges, water & sewer utilities, and properties, as well as winter maintenance operations and the ability operate all department equipment as necessary. The successful candidate must be available for alternating on-call coverage. The position requires a NH CDL "B" license, high school diploma or equivalent, and candidate must possess the knowledge and ability to operate heavy equipment; a minimum of ten years' experience with Municipal roadwork, utilities, operation of heavy equipment, heavy trucks, and other construction equipment is required with at least four years in a supervisory role. The candidate chosen for this position must also possess a willingness to work with others including the general public, and experience with Microsoft Office products including ability to use word, excel and outlook is required. A pre-employment physical including drug & alcohol screening is required. Salary range from \$51,362.64 to \$74,825.67 depending upon qualifications. This is a challenging position with great benefits.

Applications and a copy of the complete job description are available at Belmont Town Hall and at [www.belmontnh.org](http://www.belmontnh.org), send resume and letter of interest to DPW Director, PO Box 310, Belmont, NH 03220. Position will remain open until filled. The Town of Belmont is an EOE.



Before you dig, remember to call DigSafe  
Not only is it safe, **IT'S THE LAW!**



# Conservation Commission

## WHY TEST?



### TEST YOUR WELL WATER

Unhealthy levels of contaminants are common in many private wells in New Hampshire. Some of these contaminants have been linked to cancer and other diseases. Most have no taste, smell or color. It is important to periodically test well water to ensure it is safe to drink.

## MORE INFORMATION

For information about testing your well water, treatment options or accredited laboratories in New Hampshire, visit the [NHDES website](https://www.nhdes.gov).

Go to the A to Z List and select "Private Well Testing" or "Water Well Testing."

NHDES Drinking Water and Groundwater Bureau  
29 Hazen Drive; PO Box 95  
Concord, NH 03302-0095  
(603) 271-2513  
[dwginfo@des.nh.gov](mailto:dwginfo@des.nh.gov)



Public Health Lab  
Container Request Form



NHDES-Accredited Labs

This brochure was produced in partnership:




[www.des.nh.gov](http://www.des.nh.gov)



[www.dhhs.nh.gov/dphs/lab/index.htm](http://www.dhhs.nh.gov/dphs/lab/index.htm)

## WHAT'S IN YOUR WATER?



## HOW TO TEST

1. **Order a kit** from an accredited laboratory to sample your water. The New Hampshire Public Health Lab has an online container request form, as do some other labs.
2. **Follow the instructions** included in the kit to sample your well water and send back the water sample(s) immediately to the lab.
3. **Review the report from the lab.** Any contaminants that may affect your health or your home appliances will be highlighted.

## HOW TO TREAT

If the lab report indicates there is a contaminant in your well water in amounts greater than state or federal health standards or recommended action levels, you should take steps to fix it.

Using NHDES' *Be Well Informed* web tool, you can enter results from your lab report and get recommendations for appropriate treatment options, if needed.

NHDES also has **fact sheets** on its website covering all common water quality problems and their solutions. Before making a decision, consult a water treatment professional.

## WHEN TO TEST

NHDES recommends that prospective homebuyers test the water in a home with a private well before purchase.

Water quality in properly located and constructed wells is generally stable, and if a change is going to occur, it occurs slowly. Thus, *NHDES recommends standard, radiological and PFAS analysis testing every three to five years*. Bacteria and nitrate are exceptions; you should test for them every year.

The following conditions would call for more frequent testing:

- Heavily developed areas with land uses that handle hazardous chemicals.
- Recent well construction activities or repairs. NHDES recommends testing for bacteria after any well repair or pump or plumbing modification, but only after thorough flushing of the pipes.
- High levels of contaminants found in earlier testing.
- Noticeable changes in the water, such as a change in taste, smell or appearance after a heavy rain, or an unexplained change in a previously trouble-free well.

## WHAT TO TEST FOR RADIOLOGICAL ANALYSIS

### STANDARD ANALYSIS

This covers the most common contaminants. Some of these pose health concerns while others only affect taste and/or smell. Find **water quality standards** on the NHDES Drinking Water and Groundwater Bureau website.

Arsenic	Bacteria	Chloride
Copper	Fluoride	Hardness
Iron	Lead	Manganese
Nitrate/Nitrite	pH	Sodium
	Uranium*	

\*Uranium is part of both the standard and radiological analysis packages at the State of NH Lab.

### VOCs

MtBE, benzene, and industrial solvents are the most common volatile organic compounds (VOCs). MtBE and benzene are found in gasoline, and MtBE has been detected even in remote areas.

Rocks in New Hampshire contain naturally-occurring radioactive elements that dissolve easily in water. Radiological analysis includes tests for uranium, analytical gross alpha and radon.

A radon air test is also advisable since the greatest exposure risk is through inhaling air with elevated concentrations of radon gas. Radon test kits are available from the **National Radon Program Services** and at home improvement stores.

### ADDITIONAL TESTS

Tests for pesticides, herbicides or other synthetic organic compounds (SOCs) may be a good idea if your water has elevated nitrite or nitrate concentrations, or if significant amounts of pesticide have been applied near your well.


Per- and polyfluoroalkyl substances (PFAS) have been detected in groundwater throughout New Hampshire due to the widespread use of these chemicals in industrial, commercial and domestic settings. Learn about PFAS and which labs test for them on the **NH PFAS Investigation** webpage.



## Library News



## January 2021

**Library Closed**

Friday January 1, 2021

Monday January 18, 2021

**Storytime-To-Go**

Pick up a kit and a few books. We'll post a short video Wednesdays at 10:30.

**Join the Friends**

Ask at the circulation desk or visit the Friends webpage <https://bit.ly/38Rr8MN>

**Take n' Make**

Faux Agate Coaster Set  
Make Your Own Snowstorm

**Online Book Groups**

*One Day: The Extraordinary Story of an Ordinary 24 hours in America* by Gene Weingarten  
January 14 1pm

*News of the World* by Paulette Jiles  
January 15 10:30am

Copies available at the library or through Libby/Overdrive. Email the library for the meeting link.



## Senior Center News

**The Belmont Senior Center is no longer operating under the Community Action Program.**

**If you are interested in any of the other programs, all Belmont residents are welcome to go to:**

**Tilton Senior Center-11 Grange Rd., Tilton (5.2 miles) (603) 527-8291**

- **Laconia Senior Center-17 Church St., Laconia (6.8 miles) (603) 524-7689**
- **TRIP-Franklin Senior Center-12 Rowell Dr., Franklin (9.5 miles) (603) 934-4151**

**You may also call Concord with any questions at (603) 225-3295**

**Additionally, you may still call for bus transportation at (603) 225-1989 as usual.**



## Letter to the Editor



*Where families stay together*

Belknap House  
200 Court St.  
Laconia, NH 03246

### **Laconia, NH –**

Belknap House is pleased to share news of receiving two generous grants. The Meredith Village Savings Bank Fund supports the work of organizations serving our communities. Belknap House is grateful to the MVSB Fund Committee for supporting our work, empowering homeless families to become independent. This grant supports 24/7 staffing and training, which is critical to meet the needs of our families. The pandemic has placed new demands on staff along with impacting the use of dedicated volunteers that we have relied on for some time.

The New Hampshire Charitable Foundation recently selected Belknap House for a multi-year unrestricted grant, funded through their Community Grants program. Executive Director, Paula Ferenc shares, "Receiving this award is significant, it helps to elevate us during times that continue to ask more of us. Homelessness is a high-risk time for children. Our shelter and program first stabilizes families that are in crisis – helping them feel safe and secure enough to take next steps, changes in their lives in order to be successful. Individualized parent programs and resources are then provided, coupled with a strong support system that empowers families, giving them the tools and confidence to become self-sufficient to secure housing of their own. We are grateful to the NHCF, and their many generous partners, for supporting Belknap House."

Belknap House Board of Directors, staff and families want to acknowledge the generosity of the communities surrounding Belknap House, as once again they have been extraordinary! Service organizations, families, church communities and individuals have delivered dinners, food baskets, clothing, toys, books, gift cards, and bags and bags of groceries, and cleaning supplies to our door! Thank you ALL so very much! Best wishes to you for a happy, healthy new year!

For more information about Belknap House or volunteer opportunities, contact Tom, House Manager, at (603) 527-8097, or [housemgr@belknaphouse.org](mailto:housemgr@belknaphouse.org). Please visit our website at [www.belknaphouse.org](http://www.belknaphouse.org) and like us on Facebook: Belknap House

## Our Furry Friends



**We are very sad, our Furry Friends page is empty this month.**

**Please send us pictures of Belmont's cute furry friends. Nothing cheers us up more than their adorable faces.**

**Want to make your pet the Talk of the Town?** Just send a photo with a brief introduction to them to [administration@belmontnh.org](mailto:administration@belmontnh.org) .