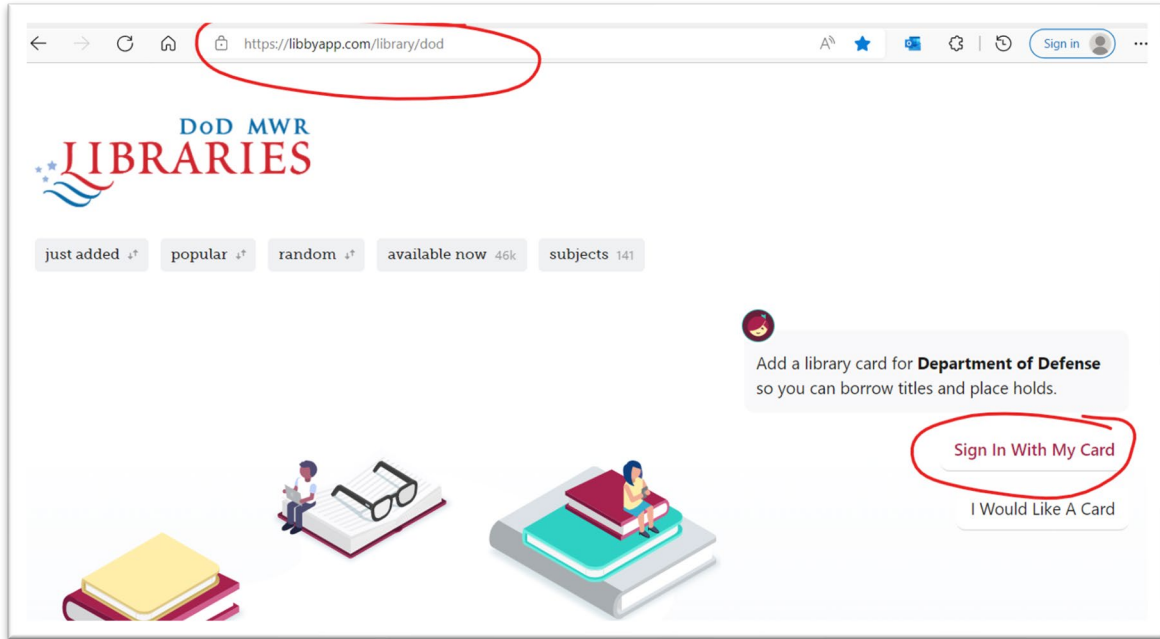
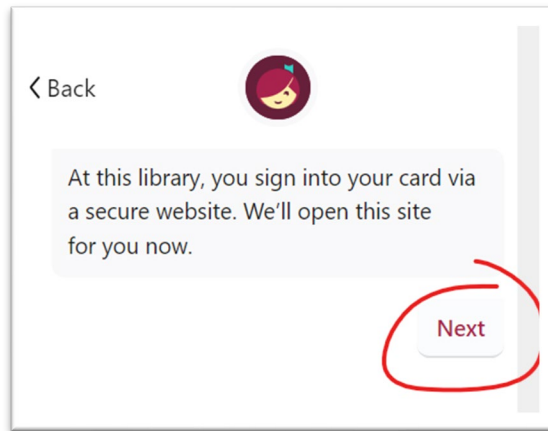
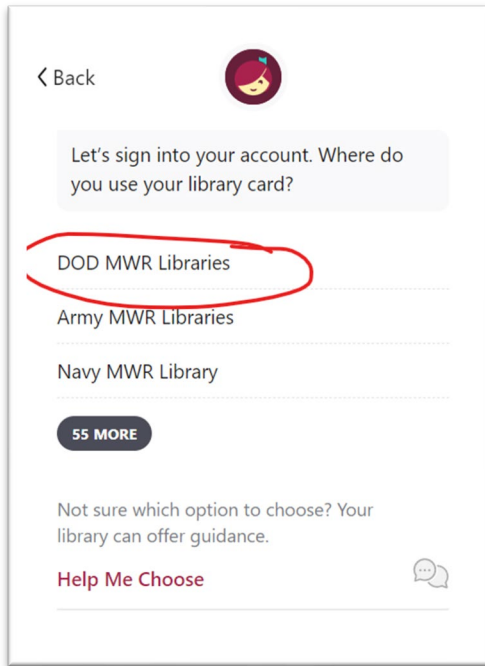


DoD OverDrive Libby Access

1. Go to <https://libbyapp.com/library/dod> or the OverDrive Libby app on your mobile device and select “Sign In With My Card”



2. Select “DoD MWR Libraries” then click “Next”



3. Enter your DoD ID number and Date of Birth

LIBRARIES

Authorization Required
Access to DoDMWRLibraries.org is strictly limited to those who are verified as MWR eligible.

Eligibility is being verified through DEERS per DODI 1015.10 and COMDTINST M1710.13

Verify Your Eligibility

[Learn who is eligible](#) [Where can I find my EDI-PI](#)

DoD Identification Number (i.e., EDI-PI)

Date of Birth

Submit

SECURE AUTHENTICATION

Data privacy

Please be assured, we have limited our request to the absolute minimum information required to verify eligibility. The verification process uses the latest in data encryption technology to ensure that your personal information is kept confidential throughout the process. Once the process is complete, the information you have provided will be deleted.

[Privacy Act Statement](#)

The appearance of external hyperlinks does not constitute endorsement by the United States Department of Defense of the linked web sites, or the information, products or services contained therein. For other than authorized activities such as military exchanges and Morale, Welfare and Recreation (MWR) sites, the United States Department of Defense do not exercise any editorial control over the information you may find at these locations. All provided links are consistent with the stated purpose of this web site.

4. You are Signed In! Click “Next” to start browsing the OverDrive collection.

< Back

Okay, you're signed in! Here is your library card.

Linked Card

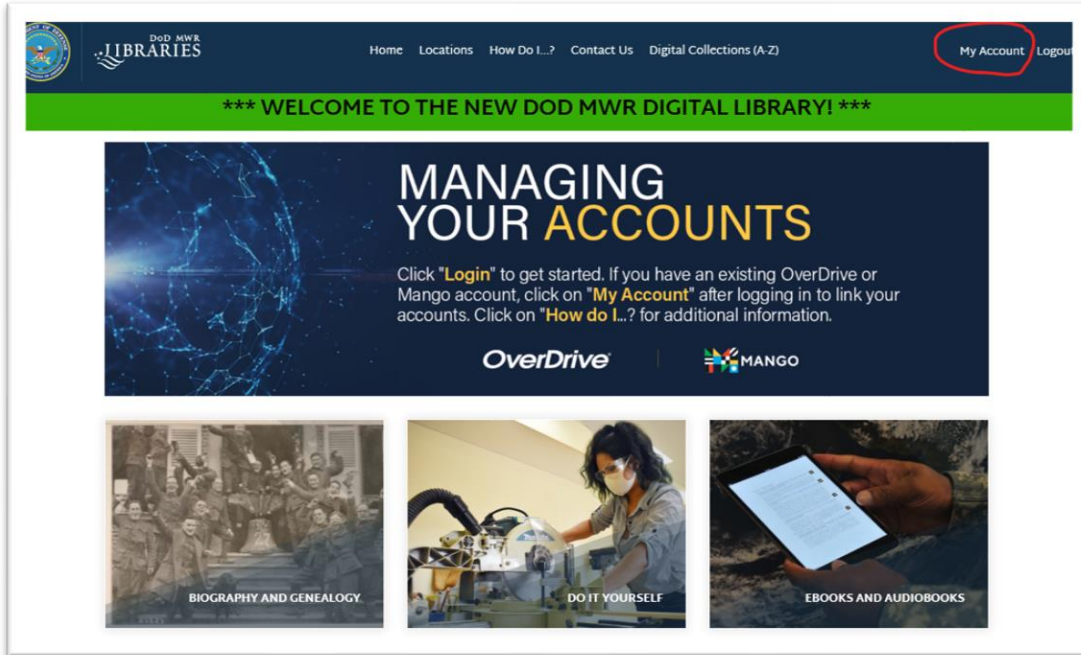
LOANS 1 of 15

HOLDS 0 of 20

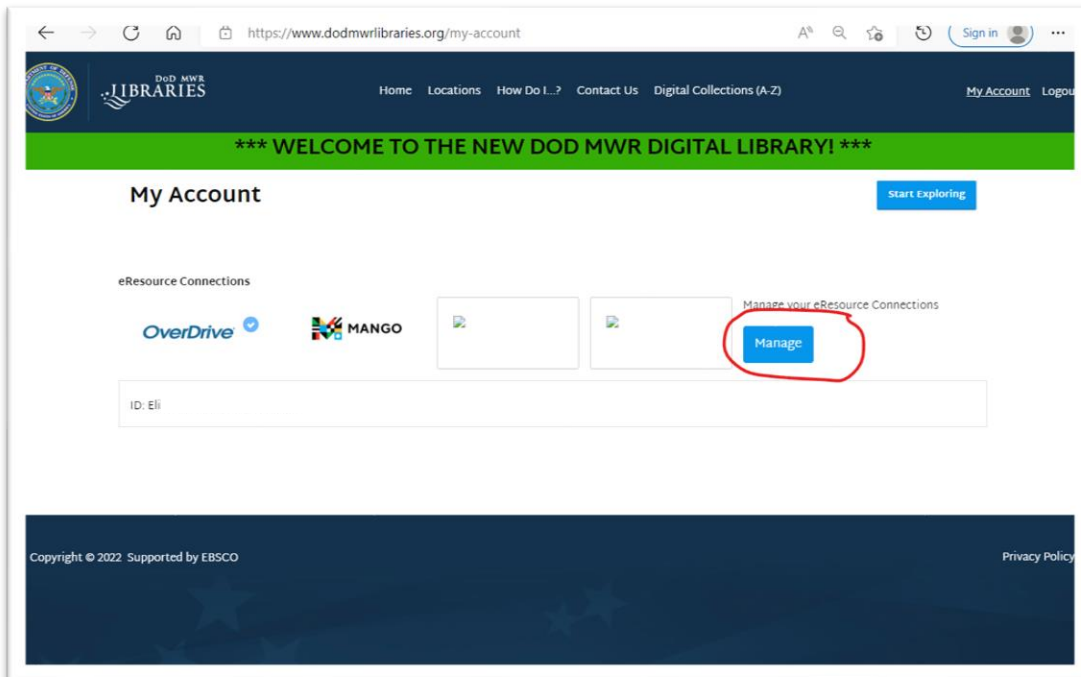
Rename Card Next

How to Link Old OverDrive Account to DoD MWR Account

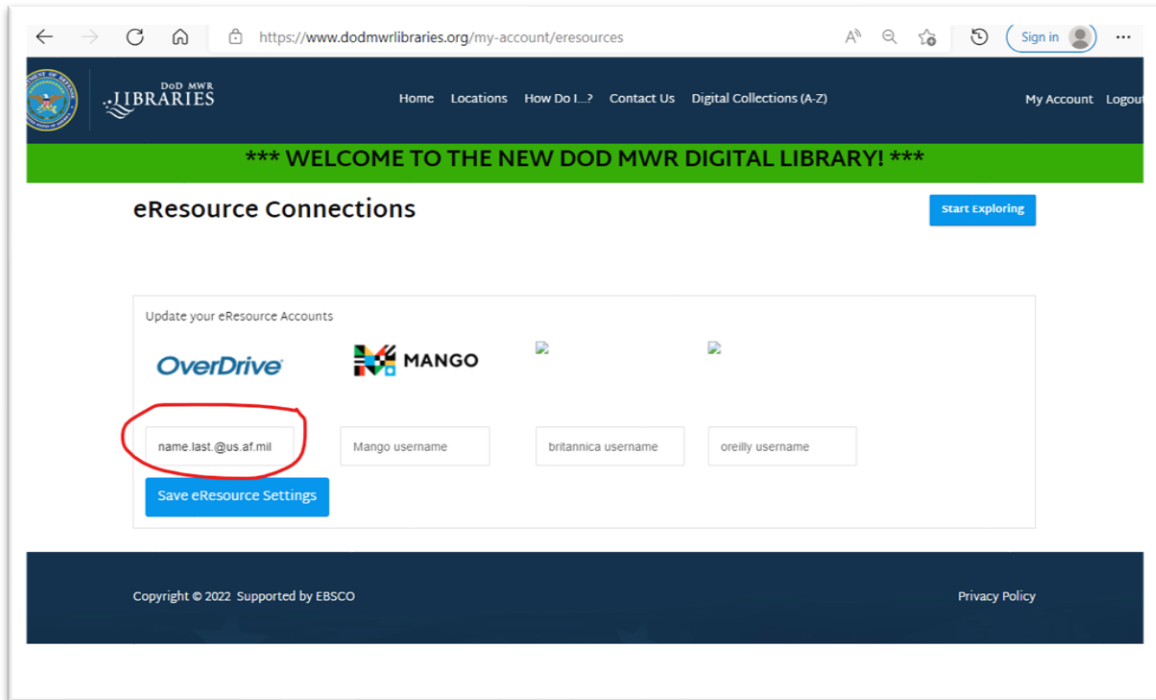
1. Log in to <https://www.dodmwrlibraries.org/> and select “My Account” at top right.



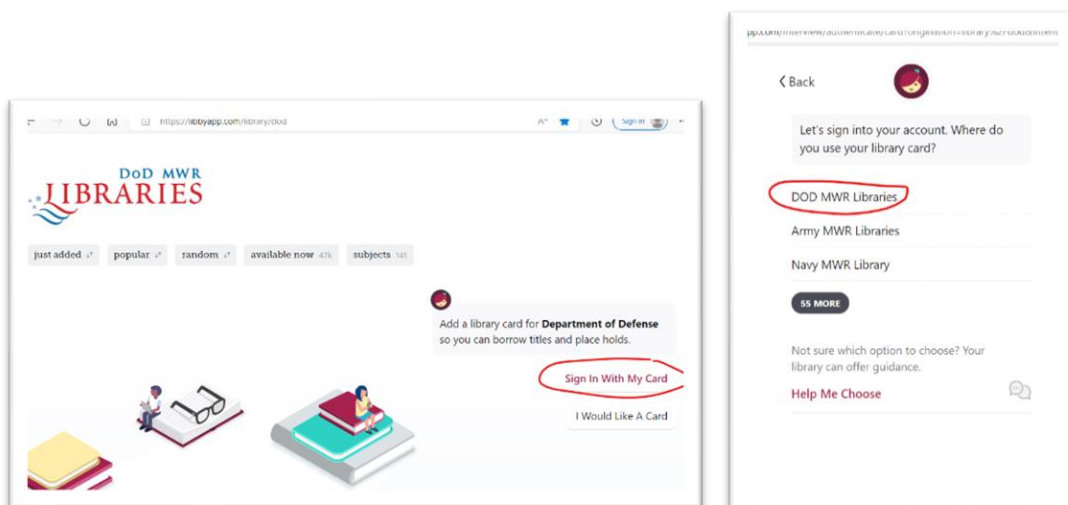
2. Click on “Manage” button.



3. Enter your old OverDrive library account username (this can be an email, username or library card number) in the field below the OverDrive logo. Remember to click the “Save eResource Settings” button to save changes.



4. Sign in to the DoD MWR Libraries on the OverDrive Libby website at <https://libbyapp.com/library/dod> or the OverDrive Libby app. You should now see your loans and holds from your old account.



If you do not see your loans or holds from your old account, send request for assistance to AFSVA.SVPL.aflibraries@us.af.mil. Please send your old account username with request.