

# Industry and Employment - Bristol, NH

Industry Name	Bristol, NH	Counties Grafton County	States New Hampshire	Entire Country United States
Manufacturing	22%	10%	14%	11%
Health Care & Social Assistance	14%	18%	16%	15%
Retail Trade	13%	10%	11%	10%
Admin, Support, Waste Management Services	11%	3%	4%	4%
Educational Services	11%	19%	10%	10%
Construction	7%	8%	8%	7%
Accommodation & Food Services	5%	5%	4%	6%
Public Administration	5%	3%	4%	5%
Finance & Insurance	4%	3%	5%	5%
Wholesale Trade	3%	1%	2%	3%
Other Services (excl Public Administration)	2%	5%	4%	5%
Agriculture, Forestry, Fishing, Hunting	1%	2%	1%	1%
Transportation & Warehousing	1%	2%	3%	5%
Utilities	1%	0%	1%	1%
Arts, Entertainment & Recreation	1%	1%	1%	2%
Mining, Quarrying, Oil & Gas Extraction	0%	0%	0%	1%
Information	0%	1%	2%	2%
Real Estate	0%	2%	2%	2%
Professional/Scientific/Tech Services	0%	6%	8%	8%
Management of Companies/Enterprises	0%	0%	0%	0%

## Employment



56%

White Collar



26%

Blue Collar



18%

Services



Unemployment  
Rate

## Businesses



205

Total Businesses



2,972

Total Employees



No High School  
Diploma



34%

High School  
Graduate



33%

Some College



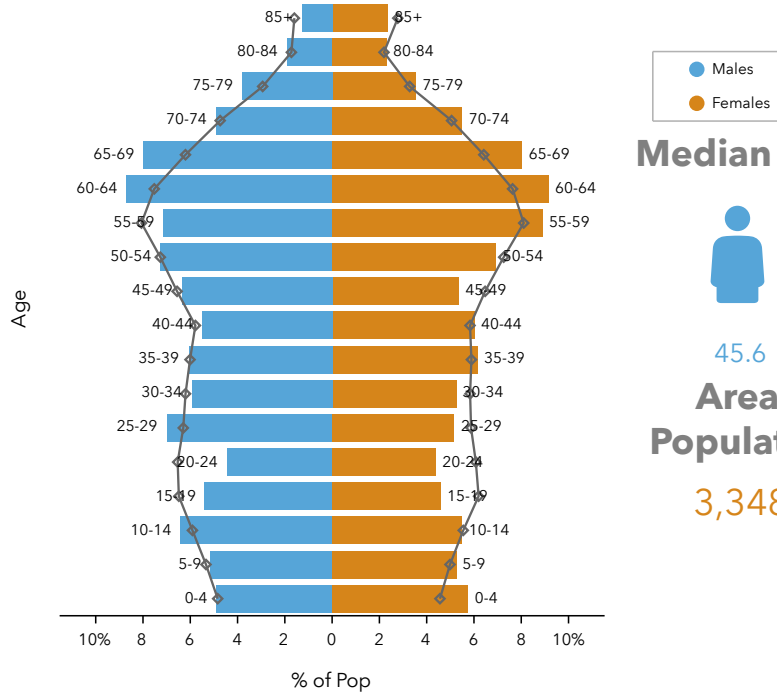
26%

Bachelor's/Grad/Prof Degree

## Educational Attainment

# Population and Age - Bristol, NH

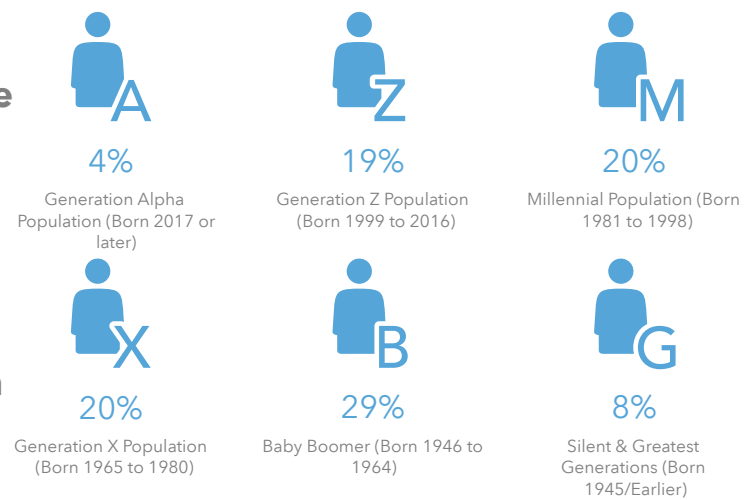
## Age Pyramid



Dots show comparison to New Hampshire

Population Group	Growth Rate
2000-2010 Population: Annual Growth Rate (U.S. Census)	0.07%
2010-2020 Population: Annual Growth Rate (Esri)	0.90%
2020-2025 Population: Annual Growth Rate (Esri)	0.74%

## 2020 Generational Makeup



## Median Age



45.6

## Area Population

3,348

## Tapestry Segments

	<b>6C</b> <b>The Great Outdoors</b> 636 households	<b>44.8%</b> of Households
	<b>6E</b> <b>Rural Resort Dwellers</b> 443 households	<b>31.2%</b> of Households
	<b>8E</b> <b>Front Porches</b> 340 households	<b>24.0%</b> of Households

# Housing - Bristol, NH

## Housing Statistics



\$199,201

Median Home Value



\$8,115

Average Spent on Mortgage & Basics



\$716

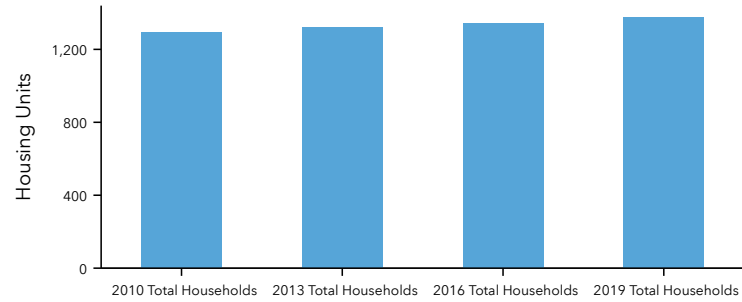
Median Contract Rent




2.34

2020 Average Household Size (Esri)

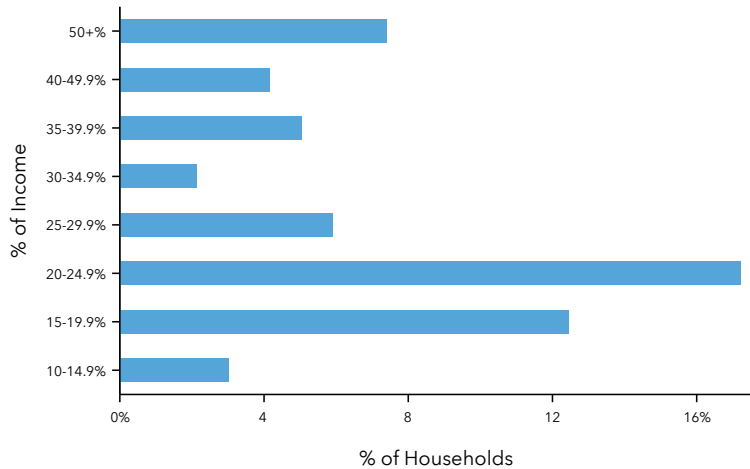
## Total Households 2010 -2019



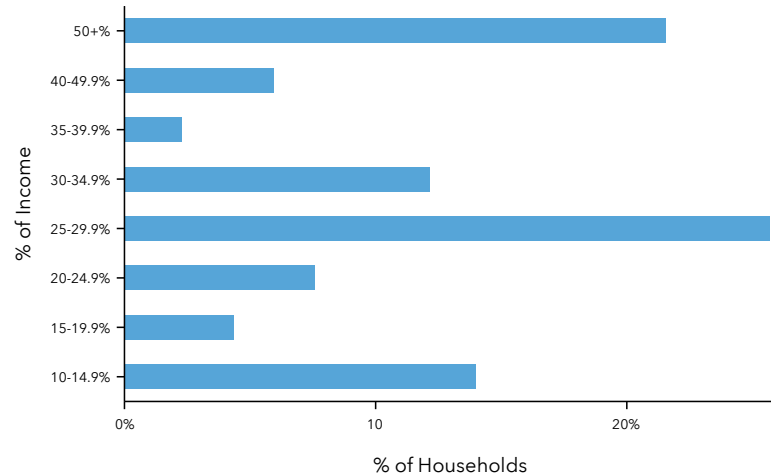
## Mortgage Spectrum



## Mortgage Payments as a % of Income



## Rent as a % of Income



# Income - Bristol, NH

## 2020 HH Net Worth



\$87,909

Median Net Worth



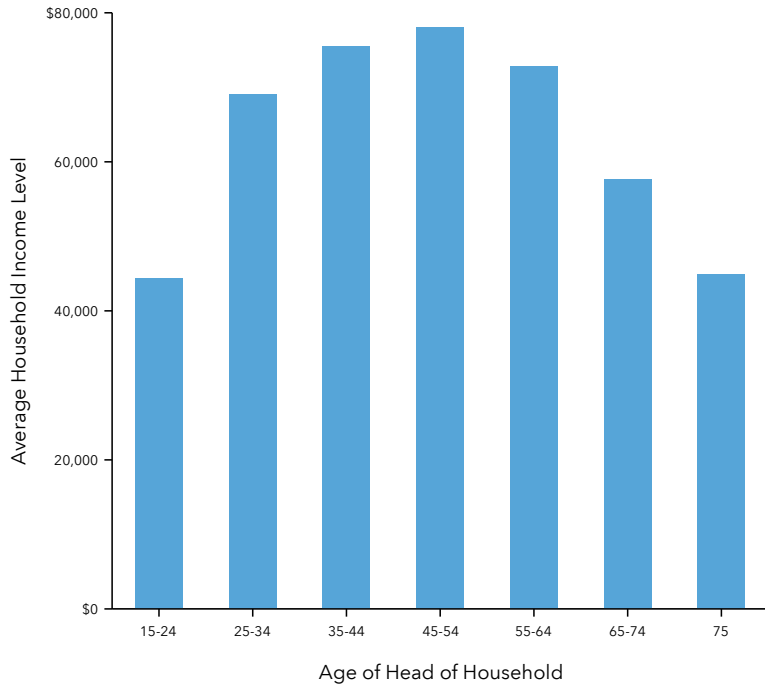
\$282,707

Average Net Worth

## Income Statistics

	Bristol, NH	Counties Grafton County	States New Hampshire	Entire Country United States
2020 Per Capita Income	\$28,356	\$38,150	\$39,400	\$34,136
2020 Median Household Income	\$57,354	\$65,194	\$75,181	\$62,203
2020 Average Household Income	\$66,880	\$89,407	\$98,779	\$90,054

## 2020 Income by Age



## 2020 Household Income

