

# Industry and Employment - LRPC Area 2

Industry Name	LRPC Area 2	Counties Belknap County	States New Hampshire	Entire Country United States
Health Care & Social Assistance	15%	16%	16%	15%
Construction	12%	10%	8%	7%
Retail Trade	11%	13%	11%	10%
Educational Services	11%	10%	10%	10%
Manufacturing	10%	11%	14%	11%
Professional/Scientific/Tech Services	7%	6%	8%	8%
Accommodation & Food Services	6%	5%	4%	6%
Admin, Support, Waste Management Services	5%	4%	4%	4%
Other Services (excl Public Administration)	5%	5%	4%	5%
Public Administration	5%	5%	4%	5%
Real Estate	4%	3%	2%	2%
Finance & Insurance	3%	4%	5%	5%
Information	2%	1%	2%	2%
Agriculture, Forestry, Fishing, Hunting	1%	1%	1%	1%
Wholesale Trade	1%	1%	2%	3%
Transportation & Warehousing	1%	2%	3%	5%
Utilities	1%	0%	1%	1%
Arts, Entertainment & Recreation	1%	1%	1%	2%
Mining, Quarrying, Oil & Gas Extraction	0%	0%	0%	1%
Management of Companies/Enterprises	0%	0%	0%	0%

## Employment



66%

White Collar



19%

Blue Collar



15%

Services



Unemployment Rate

## Businesses



1,205

Total Businesses



10,903

Total Employees



No High School Diploma



24%

High School Graduate



26%

Some College



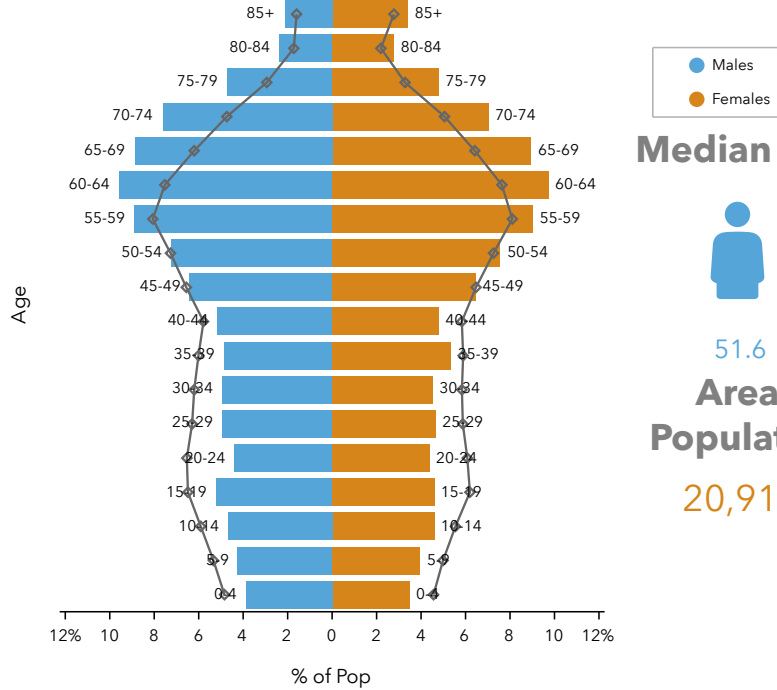
44%

Bachelor's/Grad/Prof Degree

## Educational Attainment

# Population and Age - LRPC Area 2

## Age Pyramid



Dots show comparison to New Hampshire

Population Group	Growth Rate
2000-2010 Population: Annual Growth Rate (U.S. Census)	0.27%
2010-2020 Population: Annual Growth Rate (Esri)	0.91%
2020-2025 Population: Annual Growth Rate (Esri)	0.74%

## Median Age

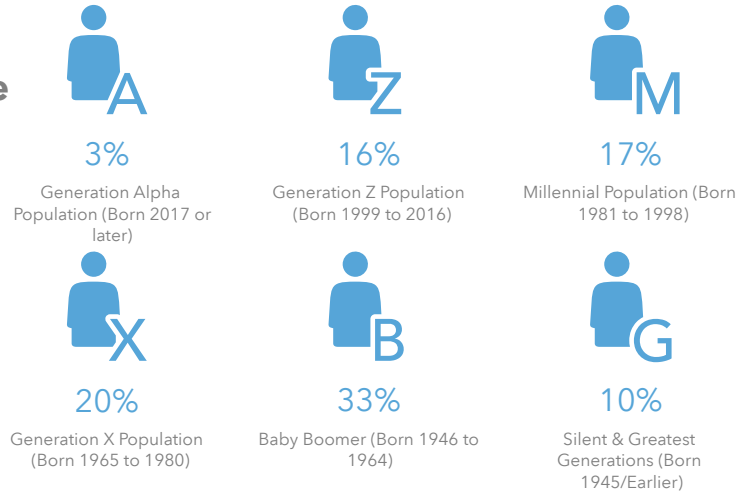


51.6

## Area Population

20,913

## 2020 Generational Makeup



## Tapestry Segments

	<b>6C</b> <b>The Great Outdoors</b> 3,857 households	<b>42.6%</b> of Households
	<b>6E</b> <b>Rural Resort Dwellers</b> 2,534 households	<b>28.0%</b> of Households
	<b>6A</b> <b>Green Acres</b> 1,023 households	<b>11.3%</b> of Households

# Housing -LRPC Area 2

## Housing Statistics



\$297,988

Median Home Value



\$11,377

Average Spent on Mortgage & Basics



\$816

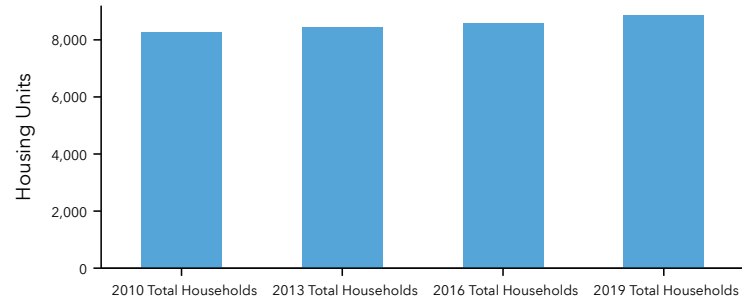
Median Contract Rent



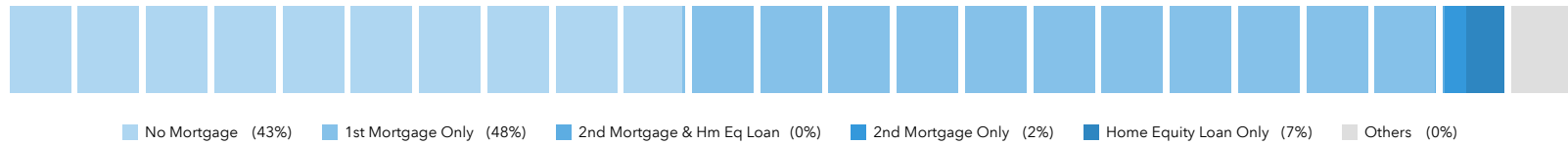
2.28

2020 Average Household Size (Esri)

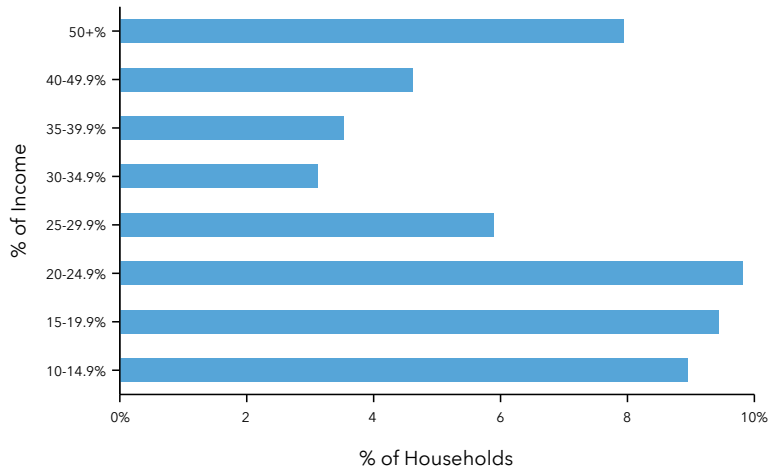
## Total Households 2010 -2019



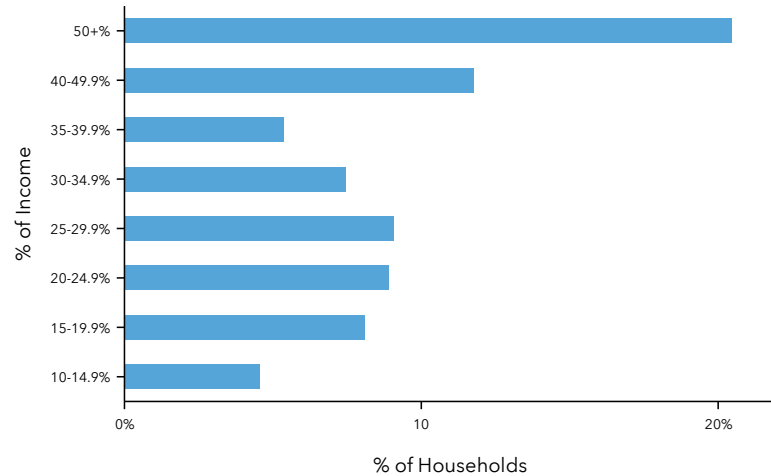
## Mortgage Spectrum



## Mortgage Payments as a % of Income



## Rent as a % of Income



# Income -LRPC Area 2

## 2020 HH Net Worth



\$174,084

Median Net Worth



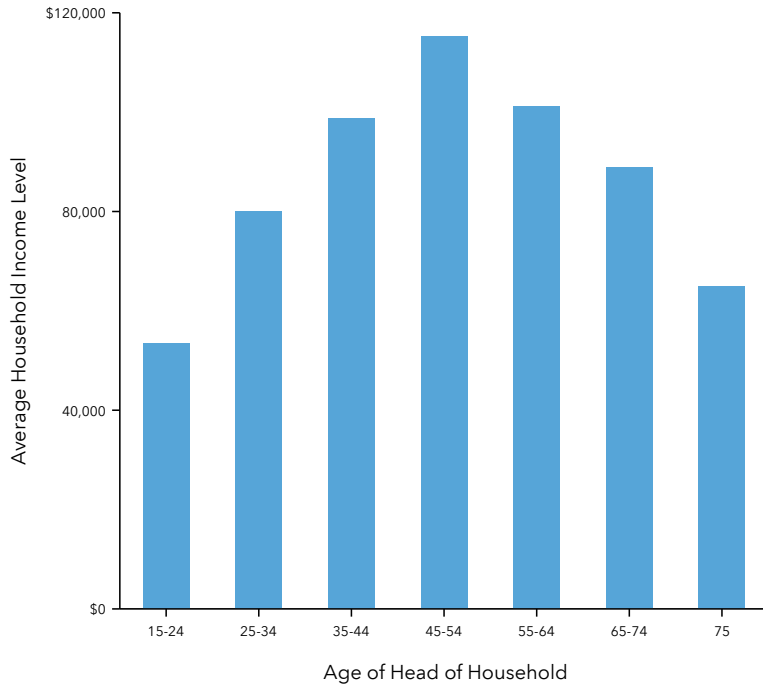
\$1,019,553

Average Net Worth

## Income Statistics

	LRPC Area 2	Counties	States	Entire Country
		Belknap County	New Hampshire	United States
2020 Per Capita Income	\$40,057	\$33,374	\$39,400	\$34,136
2020 Median Household Income	\$65,719	\$63,522	\$75,181	\$62,203
2020 Average Household Income	\$92,493	\$81,469	\$98,779	\$90,054

## 2020 Income by Age



## 2020 Household Income

