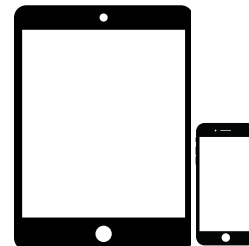


PRINT GUIDE

You can print using the following devices





PRINT FROM A LAPTOP

1. Open a browser and go to print.princh.com
2. Enter the printer ID that can be found below
3. Upload your document(s) and adjust your settings
4. Pay at the library's Reference Desk

PRINT FROM A MOBILE PHONE OR TABLET

1. Scan the QR code below with your device's camera. Alternatively, you can open your browser and go to print.princh.com and enter the printer ID (found below)*
2. Upload your document(s) and adjust your settings
3. Pay at the library Reference Desk

* If you want to print a webpage or email from your mobile phone, we recommend you install the Princh mobile app and follow the tutorial in the app.

| FORMAT | COLOR | PRICE | PRINTER ID |
|---|-------------|--------|---|
|  | Black/White | \$0.25 |  109518 |
| | Color | \$0.50 | |